



**RSPO**  
**IMPACTS**  
**BROCHURE**  
**2018**

## RSPO IN BRIEF

The Roundtable on Sustainable Palm Oil (RSPO) is a multi-stakeholder, not-for-profit organisation that focuses on advancing the production, procurement, finance and use of sustainable palm oil products. We develop and implement global standards for sustainable palm oil through open dialogue and cooperation with every stakeholder in the supply chain.

## VISION & GOALS

**“RSPO will transform markets to make sustainable palm oil the norm”**



## RSPO Impacts Brochure 2018

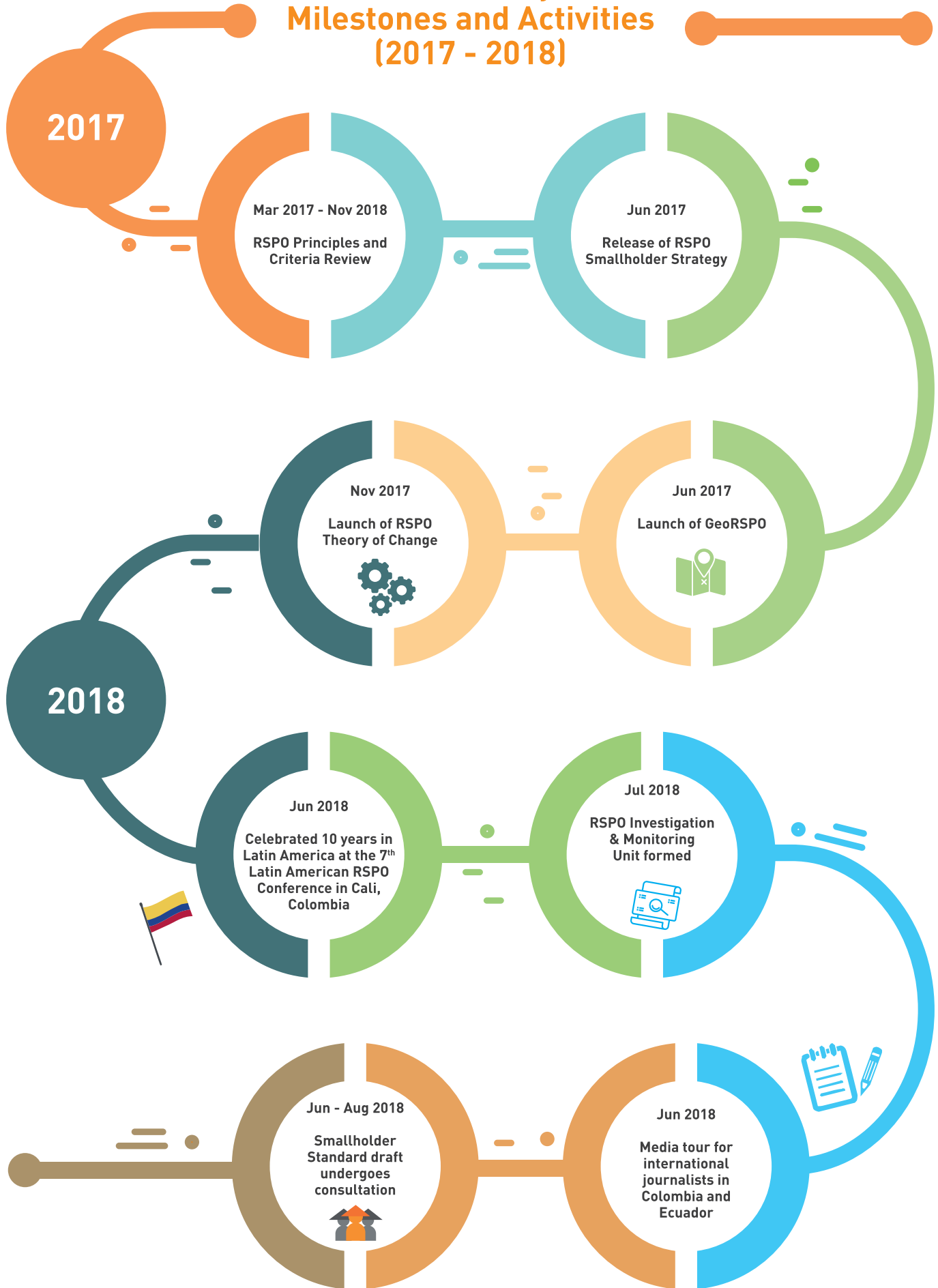
The impacts brochure was designed to summarise some of the key impact highlights presented in the RSPO Impact Report 2018. Unless otherwise stated, it covers and presents data that reflects the reporting timeframe 1 July 2017 to 30 June 2018, or that has been taken as at 30 June 2018.

Since 2014, we have published an Impact Report or Impact Update on an annual basis to document the environmental and social impacts of our organisation and the RSPO standards. This is to ensure our stakeholders stay fully informed about our progress.

All RSPO Impact Reports and Impact Updates can be accessed at <https://www.rspo.org/key-documents/impact-reports>



# RSP0's Key Milestones and Activities (2017 - 2018)





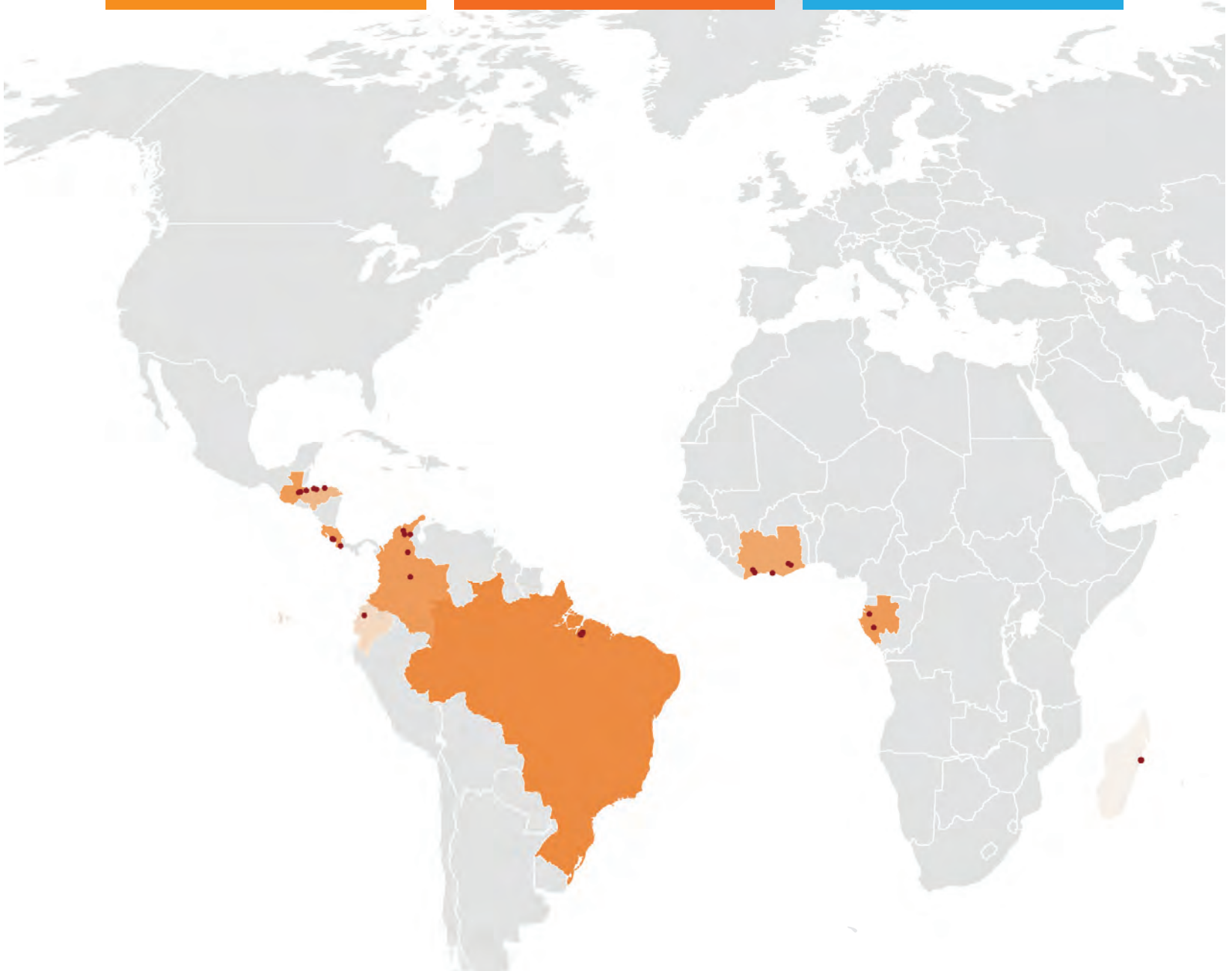
**3.2 million**  
hectares certified



**2.4 million**  
hectares production  
area certified



**263,177**  
hectares High  
Conservation Value  
(HCV) area set aside  
within certified area



**3,920** RSPO  
members

- 1,693 Ordinary
- 2,129 Associate
- 98 Affiliate



**13.6**  
million tonnes  
of Certified  
Sustainable Palm  
Oil (CSPO)



**6.2**  
million tonnes CSPO  
sold, 52% of total  
CSPO supply<sup>1</sup>

<sup>1</sup> CSPO sales figures are based on full calendar year data (1 January 2017 – 31 December 2017).



**55,099**

schemed and  
independent  
smallholders



<https://rspo.org/about/impacts>



## Certified area as at 30 June 2018



## Global Distribution of Certified Mills

 **354 mills certified**



**19%**

of global palm oil  
produced is CSPO

## RSPO Membership in 2018

**RSPO Members: 3,920**

“As at 30 June 2018, we have 3,920 members in 91 countries, a 15% increase since the last reporting period.”



**43%**  
are **ordinary members** and  
57% are affiliate or supply  
chain associate members

**82%**  
of ordinary members are  
**manufacturers and processors  
and/or traders**

**20%**  
increase in **supply chain  
associate members** since the  
last reporting period in 2017

**175**  
Oil Palm Growers

**73**  
Retailers

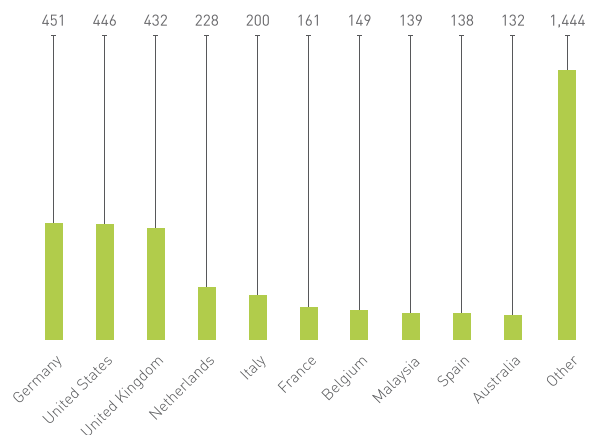
**14**  
Banks and Investors

**577**  
Palm Oil Processors  
and/or Traders

**38**  
Environmental or  
Nature Conservation  
Organisations  
(Non-Governmental  
Organisations)

**12**  
Social or Development  
Organisations  
(Non-Governmental  
Organisations)

**804**  
Consumer Goods  
Manufacturers



**3%**  
increase in grower membership  
since 2017

**67%**  
of RSPO producers are located  
in Asia

**38%**  
membership increase in the US,  
and **21%** increase in Spain

## RSPO Certification in 2018

**Certified area: 3,176,852 hectares**

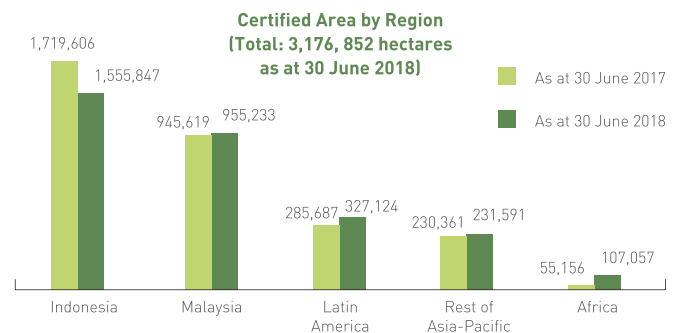
“As at 30 June 2018, plantations covering 3.2 million hectares across 16 countries are RSPO certified.”



**354 RSPO P&C certificate holders**, representing an annual certified production volume of **13,619,000 tonnes of Certified Sustainable Palm Oil (CSPO)** and **3,135,973 tonnes of Certified Sustainable Palm Kernel (CSPK)**

- **Total production area** cultivated by RSPO members covers **2.4 million hectares**
- **Indonesia and Malaysia** account for **79%** of the total RSPO certified area (**2,511,080 hectares**)
- **27,955 hectares** of RSPO NEXT certified area

**94% increase in certified area in  
Africa since 30 June 2017**



Note to data: All figures are inclusive of certified area for smallholders certified under group certification.

# Impact for People



**“Human rights protected, respected and remedied”**  
**“Sustainable livelihoods and poverty reduction”**

## Labour Rights: Labour Task Force Activities in 2017 - 2018

### Improving social auditing

- The Labour Task Force (LTF) and Assurance Task Force partnered with Verité to host a Social Auditing workshop in Malaysia for 23 auditors from certification bodies to strengthen skills in relation to the collection, analysis and presentation of audit findings and ensure comprehensive results for social audits.
- The LTF is scoping the development of a Social Auditing Protocol for auditors with Accreditation Services International.

### Developing input and guidance for the RSP0 P&C Review

- The LTF is engaging with the Global Living Wage Coalition and local consultative groups to determine decent living wages in specific palm oil producing countries. A template of all in-kind benefits is also being considered for inclusion in the calculation of the decent living wages.

### Key Labour Task Force focus areas 2017 - 2018

### Strengthening capacity

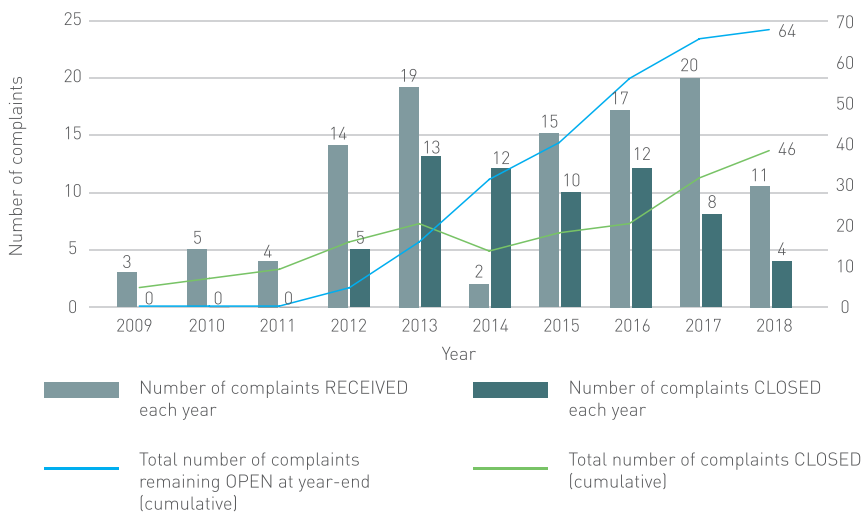
- The LTF is partnering with Indonesian NGOs to develop capacity building ‘Train the Trainer’ programmes that socialise RSP0 labour standards to workers so that they are sufficiently informed to report non-compliances.



## Addressing Complaints in 2018

**Total complaint submissions since 2009: 110**

**Number of Complaints Cases by Year (2009-2018)**



- Since 2009, we have received **110 official complaints** through the RSP0 Complaints System.
- **64 cases (58%) were closed** between 2009 and 30 June 2018, averaging out to 6.4 cases closed per year.
- Average number of days that **active cases stay open decreased by 37%** between 2016 and 2017.
- **Indonesia** has the highest number of complaint submissions, accounting for **69% of total cases since 2009**.
- The most **prevalent issues raised** are related to **FPIC and HCV**, followed by **human rights and labour**.

Note to data: Figures for 2009 – 2017 are representative of full calendar year (1 January – 31 December). Figures for 2018 are inclusive up to 30 June 2018.

# Impact on our Planet



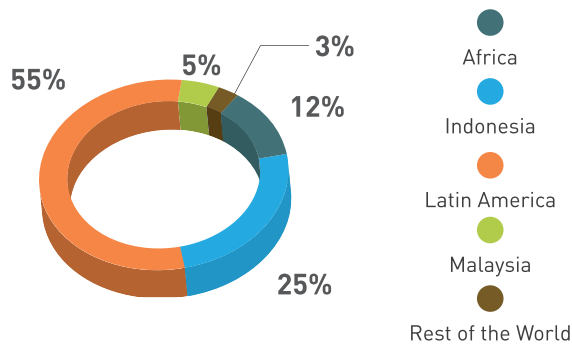
**“Conserved, protected and enhanced ecosystems that provide for the next generation”**

## Protecting Critical Ecosystems and Biodiversity

**High Conservation Value area: 263,177 hectares**



HCV Area Identified and Managed by RSPO Certified Members (as at 30 June 2018)



**39%**  
increase in HCV area identified and managed by RSPO certified members

**83%**  
increase in HCV area identified in Latin America

**132%**  
increase in HCV area identified in Africa

## “An impact analysis of RSPO certification on Borneo forest cover and orangutan populations”



| Research Background   | Key Findings   |                            |                                |                            |           |        |     |           |        |     |           |       |     |
|---|--|----------------------------|--------------------------------|----------------------------|-----------|--------|-----|-----------|--------|-----|-----------|-------|-----|
| <p><b>2017   Borneo</b></p> <p>Led by Borneo Futures, the research evaluates whether RSPO certification is beneficial to orangutans, at a macro level (throughout Borneo) and micro level through fine-scale analysis within a well-renowned region for orangutans (Kinabatangan, Sabah).</p> <p>The full report is available at <a href="http://www.rspo.org/about/impacts/research-library">www.rspo.org/about/impacts/research-library</a></p> | <p><b>Total loss of intact and logged forest (2000 - 2015)</b></p> <p><b>25 times</b> higher in non-certified compared to RSPO certified concessions</p> <p><b>Orangutan population trends in Borneo oil palm concessions between 1999 and 2014</b></p> <table border="1"> <thead> <tr> <th>Period</th> <th>Non-RSPO (relative loss: 2.2%)</th> <th>RSPO (relative loss: 2.1%)</th> </tr> </thead> <tbody> <tr> <td>1999-2002</td> <td>13,480</td> <td>419</td> </tr> <tr> <td>2003-2008</td> <td>11,206</td> <td>359</td> </tr> <tr> <td>2009-2014</td> <td>9,302</td> <td>275</td> </tr> </tbody> </table> | Period                     | Non-RSPO (relative loss: 2.2%) | RSPO (relative loss: 2.1%) | 1999-2002 | 13,480 | 419 | 2003-2008 | 11,206 | 359 | 2009-2014 | 9,302 | 275 |
| Period  | Non-RSPO (relative loss: 2.2%)   | RSPO (relative loss: 2.1%) |                                |                            |           |        |     |           |        |     |           |       |     |
| 1999-2002   | 13,480   | 419                        |                                |                            |           |        |     |           |        |     |           |       |     |
| 2003-2008   | 11,206   | 359                        |                                |                            |           |        |     |           |        |     |           |       |     |
| 2009-2014   | 9,302  | 275                        |                                |                            |           |        |     |           |        |     |           |       |     |

## Responsible Planting: New Planting Procedure in 2018

**New Planting Procedure (NPP) area: 1,530,824 hectares**



**Indonesia** accounts for **72%** of the area subject to NPPs, followed by **Africa**, which accounts for **23%**.

**Solomon Islands and Sierra Leone** joined the list of countries that have applied for NPP, adding a combined area of **12,677 hectares**. Due to the resignation of one producer in Costa Rica during the reporting period, Costa Rica is no longer on the list of NPP submissions.

As at 30 June 2018, **1,530,824 hectares** across **14 countries** were subject to NPPs, a **3% increase** since the last reporting period.

**11 NPP notifications** were approved covering **47,976 hectares** in Indonesia, Papua New Guinea, Guatemala, Nigeria, Solomon Islands and Sierra Leone.

Under the 11 notifications approved, **31,008 hectares** are proposed for HCV, bringing the total HCV area under the NPP to **297,038 hectares**.

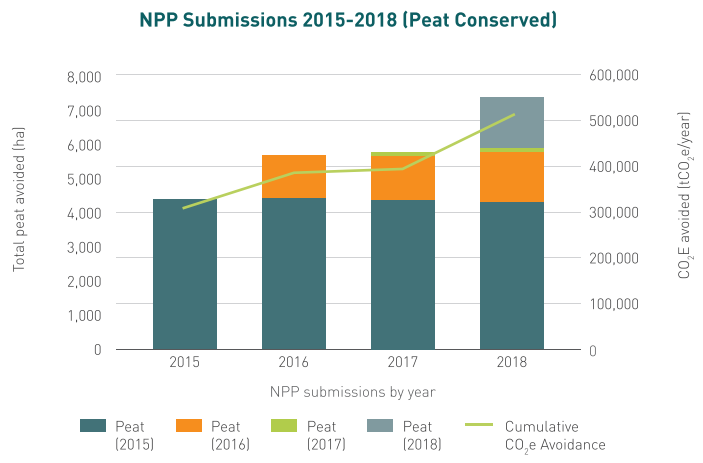


## Reducing Greenhouse Gas Emissions

**CO<sub>2</sub> emissions avoided from peatland conservation: 515,000 tCO<sub>2</sub>e/year in 2018**

**Greenhouse gas (GHG) assessments from NPP submissions in 2018:**

- GHG assessment submissions received since 2015 through the NPP have **shown zero development on peat by RSPO members**, and a total of **7,481 hectares of peatlands conserved**.
- From 2015 - 2018, there has been a **steady increase in the cumulative annual CO<sub>2</sub> emissions avoided from the conservation of peatlands**, up to a **total of 515,000 tCO<sub>2</sub>e/year in 2018**.



Note to data: Peat areas (ha) conserved and annual GHG emissions avoided (tCO<sub>2</sub>e/year) (Source: NPP submissions as of April 2018).

## “Towards low GHG emission in new oil palm plantings”



### Research Background

**2018** | Malaysia Indonesia  
Papua New Guinea  
South America Africa

The RSPO Emission Reduction Working Group (ERWG) commissioned the research to understand the effectiveness of the RSPO GHG Assessment Procedure for New Development in guiding RSPO growers and millers to plan development in such a way that minimises net GHG emissions towards the goal of low carbon development. This was carried out through the analysis of data obtained from GHG assessment reports submitted between 2015 to 2017 through the RSPO NPP (version: November 2015).

The full report is available at [www.rspo.org/about/impacts/research-library](http://www.rspo.org/about/impacts/research-library)

### Key Findings

Projected net GHG emission reduction of 2 million tCO<sub>2</sub>eq and 1.4 million tCO<sub>2</sub>eq of genuine savings

**2 million tCO<sub>2</sub> eq**

≈

Equivalent to  
**388,516 cars\***  
removed from the road in a year

\*Source: [www.epa.gov/energy/greenhouse-gas-equivalencies-calculator](http://www.epa.gov/energy/greenhouse-gas-equivalencies-calculator)

---

Out of 193,857 hectares of land assessed:

- 66,237 hectares (34%) were identified for conservation
- 5,641 hectares of peat soil area was identified and 100% of this area was conserved

**34%**  
Conserved

# Impact on Prosperity




**“Competitive, resilient and sustainable sector”**

## Smallholder Certification and Inclusion


**Total smallholder certified area: 284,320 hectares**

**“As at 30 June 2018, the total certified area cultivated by independent smallholders under group certification is 21,237 hectares, an increase of 83% since the last reporting period.”**


### Schemed and Independent:



**55,099**  
RSPO smallholders



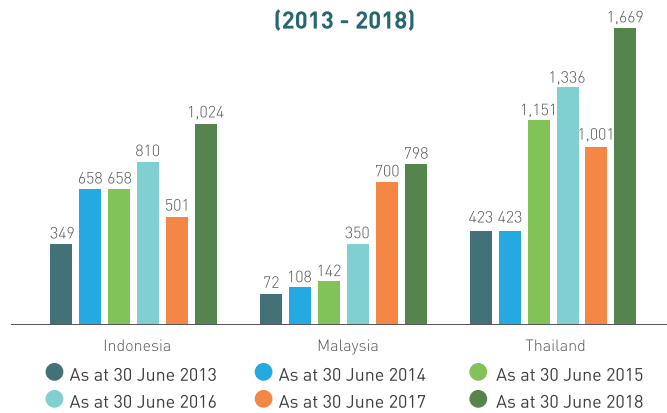
**856,546**  
tonnes of CSPO  
produced by  
smallholders



**15**  
Independent smallholder  
groups are currently certified,  
representing:

**3,941**  
independent smallholders

**Number of Independent Smallholders under Group Certification (2013 - 2018)**



## “On the profitability of sustainability certification: an analysis among Indonesian palm oil smallholders”



**Research Background**

**Key Findings**

**2017 | Indonesia**

The research was carried out by Maastricht University and Bogor Agricultural University. The study used qualitative and quantitative collection and analysis methods to explore under what conditions certification could still be profitable for Indonesian oil palm smallholders.

The full report is available at [www.rspo.org/about/impacts/researchlibrary](http://www.rspo.org/about/impacts/researchlibrary)

**Certified Schemed Smallholders**

**34% higher profitability than non-certified schemed smallholders.**

**Certified Independent Smallholders**

**89% higher profitability than non-certified independent smallholders.**



## Market Uptake Progress

**CSPO sales in 2017: 6,155,983 MT**

### Demand and Uptake of CSPO from 2016-2017:



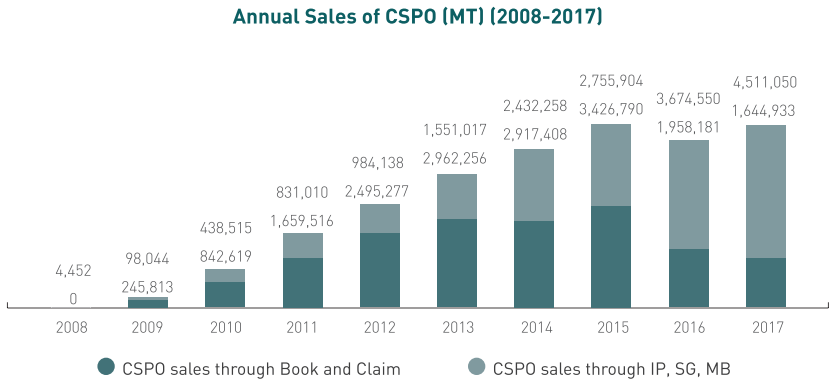
**9%**  
increase in overall sales of CSPO



**23%**  
increase in physical sales of CSPO



**16%**  
decrease in sales of palm oil covered by the Book and Claim system



Note to data: All figures are based on full calendar year data (1 January–31 December).

**“RSPO continues to engage in regionally focused market outreach efforts with the goal of ensuring all major consumption markets source significant volumes of CSPO.”**

**707**  
supply chain certified members hold RSPO Trademark licences in 55 countries globally, representing a growth of 27%

**151**  
new RSPO Trademark licences were issued in this reporting period (144 issued in the last reporting period)

**+70%**  
of total RSPO Trademark licences are held in European countries. Europe remains the largest market for RSPO certified products

**5**  
new markets where RSPO Trademark licenced products are being sold



The RSPO is an international non-profit organisation formed in 2004 with the objective to promote the growth and use of sustainable oil palm products through credible global standards and engagement of stakeholders.

[www.rspo.org](http://www.rspo.org)

RSPO IMPACTS BROCHURE 2018

#### Impacts and Evaluation Division

### ROUNDTABLE ON SUSTAINABLE PALM OIL

Unit A-37-1, Menara UOA Bangsar  
No.5 Jalan Bangsar Utama 1  
59000 Kuala Lumpur  
Malaysia

T: +603 2302 1500

F: +603 2302 1542

E: [rspo@rspo.org](mailto:rspo@rspo.org)

#### Other Offices

Jakarta, Indonesia

Beijing, China

London, United Kingdom

# RSPO

Roundtable on Sustainable Palm Oil