

ACOP

Annual Communication Of Progress

DIGEST

&

NARRATIVE

2016/2017



NOTE ON DATA SETS

RSPO Members data

Data period: Jan - Dec 2016

Source: RSPO members' ACOF reports

CSPO Supply & Sales data

Data period: Jan - Dec 2016

Source: RSPO

Production & Market data

Data period: Jan - Dec 2016

Source: RSPO (audits)



DISCLAIMER

This material and accompanying data is based on submissions from RSPO members which has not been independently verified and is provided by the RSPO and authors without warranty of any kind, either expressed or implied. By making use of this material you do so at your own risk and you accept that the author shall not be liable for any claims, liabilities, losses, damages, costs or expenses of any kind arising.

As not all members submit ACOP reports, the analysis unfortunately cannot claim to be fully representative of the total membership. Although the analysis of ACOP data gives us an interesting insight, especially when comparing historical data, we must be careful in drawing conclusions based on these findings.

Note that reported totals can vary slightly in the report because of different time series data.

EDITED BY:

Communications Division,
RSPO Secretariat

DESIGN:

Catalyze Sustainability Communications

Table of Contents

1. Executive Statement	2
2. Summary of Submissions.....	4
3. Suspended and Terminated Members	24
4. Members' Use of Supply Chain Models	26
5. Spotlight on Europe: Supply Chain Models	52
6. Use of Book & Claim	68
7. Total Market Uptake	72
8. Regional Market Uptake	74
9. Grower Markets	76
10. Demand Markets.....	82
11. Time-Bound Plans.....	92
12. Membership Development.....	96
13. Strategic Outlook	98

LIST OF ACRONYMS AND ABBREVIATIONS

ACOP.....	Annual Communications of Progress
B&C.....	Book & Claim
CGM	Consumer Goods Manufacturers
CSPK.....	Certified Sustainable Palm Kernel
CSPO	Certified Sustainable Palm Oil
FFB.....	Fresh Fruit Bunches
GIN	Growth Interpretation Narrative
Ha	Hectares
ISCC.....	International Standard for Carbon Certification
MT.....	metric tonnes
NGO	Non-Government Organisation
P&C.....	Principles and Criteria
PKE	Palm Kernel Expeller
PKO.....	Palm Kernel Oil
PO.....	Palm Oil
RSPO	Roundtable on Sustainable Palm Oil

1. Executive Statement

As a part of a commitment and to track the progress towards 100% RSPO certified sustainable palm oil (CSPO), Ordinary and Affiliate RSPO members are required to submit an Annual Communications of Progress (ACOP) report, each year. While we have seen a steady progression of sustainability within the oil palm industry for more than a decade now, it's encouraging to see further growth and development, year on year from our members, through ACOP and other reporting assessments.

In the last few months, RSPO has made advancements with IT systems, such as the transition of our online trade database 'eTrace', which was replaced by PalmTrace in January, 2017. This brought a number of new features, including the trade of RSPO-certified volumes across all four supply chain models (Identity Preserved, Segregated, Mass Balance, Book and Claim). The launch of PalmTrace also coincided with RSPO discontinuing its endorsement of GreenPalm in December 2016. The Book and Claim supply chain model is now supported by the trade of RSPO Credits through PalmTrace.

Based on the numbers from PalmTrace and ACOP, certified land area and production has continued to grow over the past 12 months, including an increased production of CSPO from smallholders. In 2016, the total certified area increased to 3.25 million hectares (ha), while certified production capacity grew to 11.76 million metric tonnes (MT). RSPO membership numbers also grew by 42% to 3,517, plus we had a record number of 1,565 ACOP reports submitted this year.

Through our findings, we are also pleased to report that market uptake of CSPO is continuing to rise across all regions and most notably, China, USA, India have increased their uptake by 4.3%. Furthermore, as we observed the adjustments to member's Time-Bound Plans, we're seeing great strides towards the 2020 target of 100% CSPO.

Well done to those RSPO members for your efforts in submitting the 2016 ACOP and for your commitments thus far. As we continue to strive for 100% CSPO over the next three years, we must maintain a sense of shared responsibility, transparency, collaboration, and adaptability, in order to achieve the target. I look forward to working with all of you to see this vision become a reality.

Datuk Darrel Webber
Secretary General
RSPO



2016



3.25
million ha
total
certified area



11.76
million MT
certified
production
capacity

ABOUT THE RSPO PRINCIPLES & CRITERIA:

The RSPO Principles and Criteria (RSPO P&C) have defined a standard for sustainable palm oil production that has become widely accepted by a diverse range of stakeholders. The standard has undoubtedly generated momentum for the implementation of more responsible practices within the palm oil industry. Most importantly, the RSPO provides a forum for constructive

engagement between groups of stakeholders with different priorities and perspectives, which is essential if the existing barriers to more responsible practice are to be overcome. The RSPO P&C are reviewed every five years. The next review and approval is scheduled to take place by November 2018.

8 PRINCIPLES FOR GROWERS TO BE RSPO CERTIFIED



1 Commitment to transparency



5 Environmental responsibility and conservation of natural resources and biodiversity



2 Compliance with applicable laws and regulations



6 Responsible consideration of employees, and of individuals and communities affected by growers and mills



3 Commitment to long-term economic and financial viability



7 Responsible development of new plantings








4 Use of appropriate best practices by growers and millers



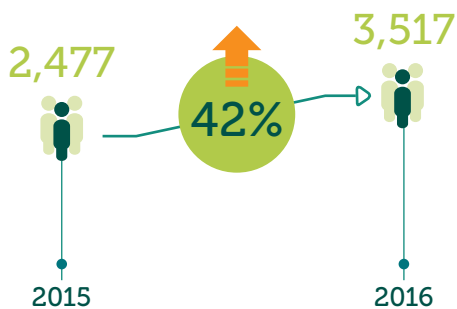
8 Commitment to continuous improvement in key areas of activity

2. Summary of Submissions

OVERALL STATUS OF SUBMISSIONS BY CATEGORY

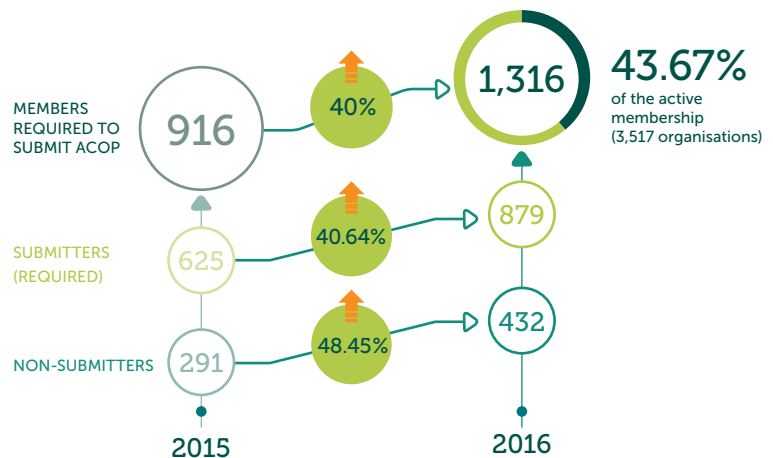
	 Growers	 Processors & Traders	 Consumer Goods Manufacturers	 Retailers	 Banks & Investors
RESPONSE RATE	74%	64%	65%	78%	86%
TOTAL MEMBERSHIP	174	532	747	66	14
REQUIRED & VOLUNTARY SUBMISSIONS	149	420	624	62	14
NON SUBMITTERS	36	154	181	13	2
REQUIRED TO SUBMIT	143	398	578	58	14
TOTAL SUBMITTERS (INCLUDING VOLUNTARY)	112	280	421	49	12
VOLUNTARY SUBMITTERS	6	22	46	4	0
SUBMITTERS (REQUIRED)	106	256	375	45	12

TOTAL MEMBERSHIP



Total membership, as a whole, has grown by 42% in 2016, from 2,477 in 2015.

TOTAL REQUIRED SUBMITTERS

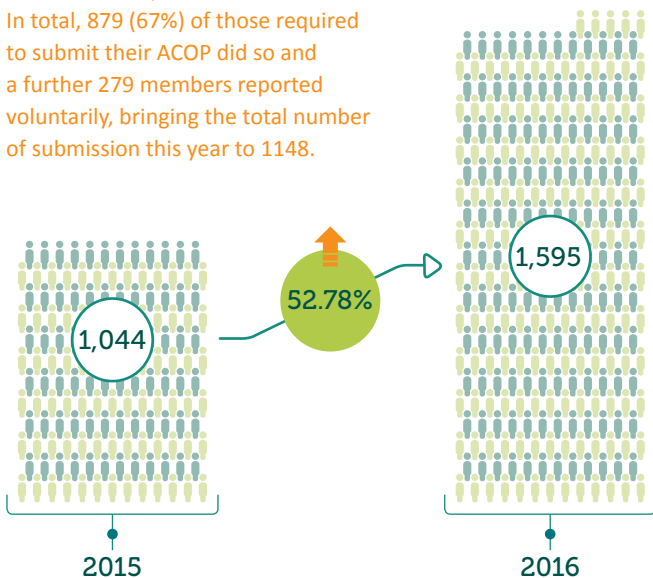


The number of members required to report in 2016 increased by a substantial 43.67% (1,316 compared to 916 in 2015). This represents just over a third (43.67%) of the active membership of 3,517 organisations.

Environmental NGOs	Social NGOs	AFFILIATES	ASSOCIATES	TOTAL
82%	83%	60%	n/a	67%
39	12	98	1,835	3,517
34	12	83	197	1,595
3	2	41	0	432
33	12	80	0	1,316
28	10	51	197	1,160
1	0	3	197	279
27	10	48	0	879

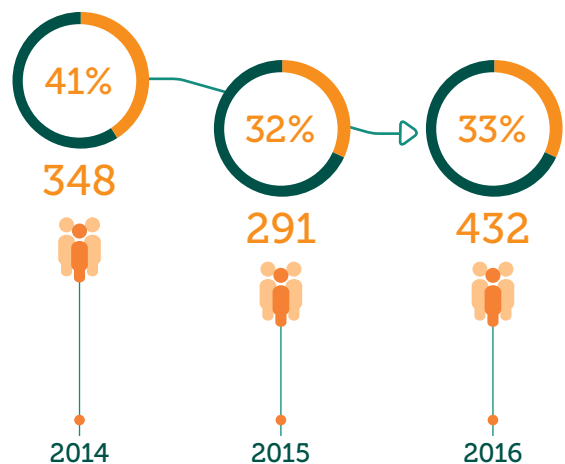
INCREASE IN SUBMITTERS

There were 1,595 total ACOP Submissions, up from 1,044 in 2015. In total, 879 (67%) of those required to submit their ACOP did so and a further 279 members reported voluntarily, bringing the total number of submission this year to 1148.

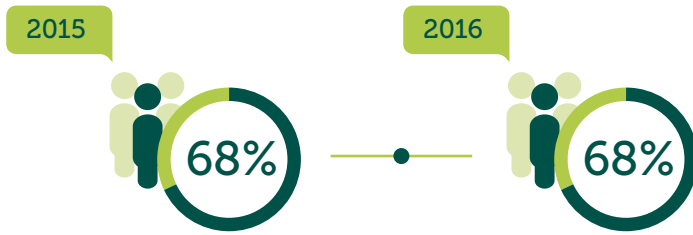


DECREASE IN NON-SUBMITTERS

432 (33%) failed to report in 2016. This is proportionally similar to last year, when 291 (32%) members who were required to report failed to do so in 2015. This has fallen from 41% (348 members) in 2014.



INCREASE IN REQUIRED SUBMITTERS WHO SUBMITTED

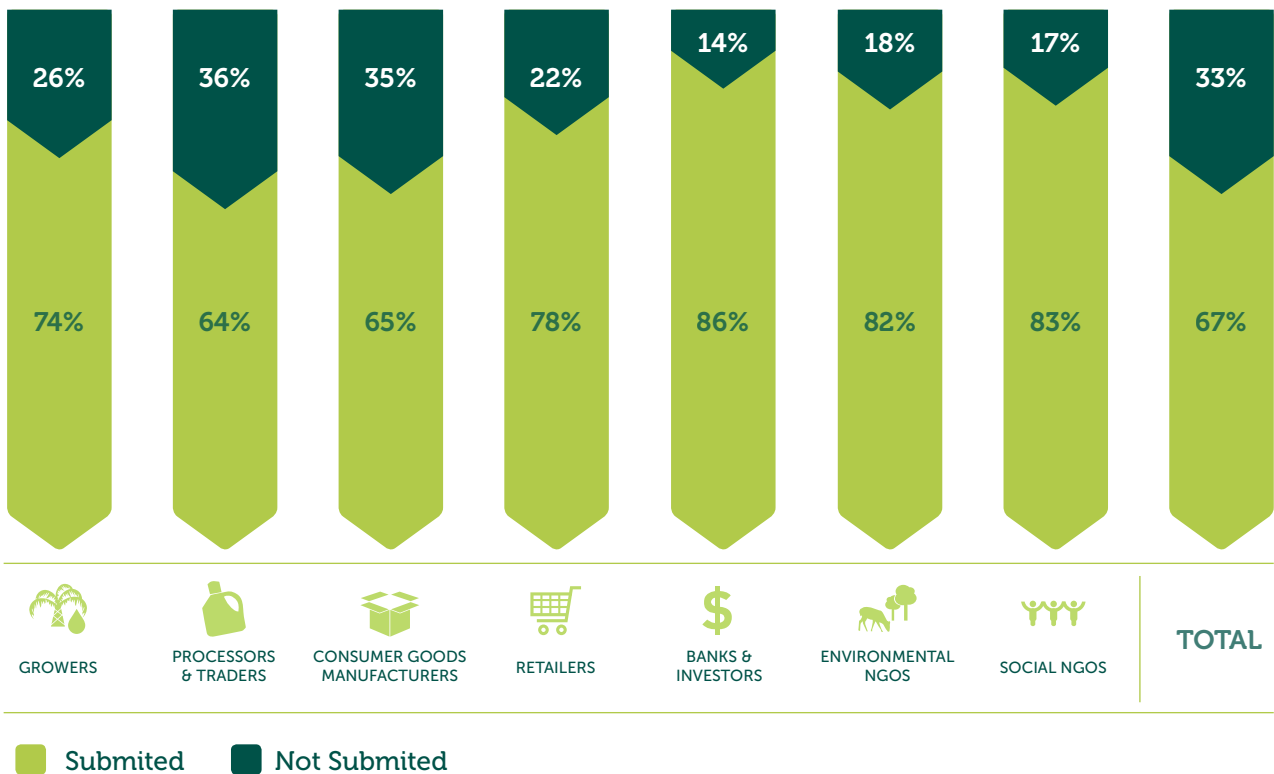


The percentage of required submitters who submitted (relative to 2015) has stayed the same at 68% in 2016 and 2015.

The largest absolute increase in number of submitters was in the Associates category (relative to 2015); followed by Consumer Goods Manufacturers (CGM) with 266 submitting members in 2015 and 421 in 2016, or a rise of 63%.

2.2

PERCENTAGE OF MEMBERS REQUIRED TO SUBMIT THAT HAVE SUBMITTED ACOP - BY SECTOR



The above chart (2.2) compares constituencies and their records of submitting ACOP reports, calculating the number of members who submitted reports as a percentage of all those required to submit. This calculation indicates that for 2016/2015, Banks & Investors were the most loyal submitters, scoring 86%, and Social and Environmental NGO's scored 83% and 82% respectively. On average 67% of members submitted reports. Processors & Traders performed the worst, with 64% submitting.

(2.3) The largest absolute decrease in number of non-submissions relative to 2015 was the Banks and Investors, who submitted 100% in 2015 and 86% in 2016.





PALM OIL GROWERS - SUBMITTERS AND NON-SUBMITTERS BY COUNTRY



INDONESIA

SUBMITTERS

- KUD Tani Subur
- Noble Plantations Pte Ltd
- PT Agrowiratama
- PT Austindo Nusantara Jaya Agri
- PT Bakrie Sumatera Plantations TBK
- PT Berkat Sawit Sejati
- PT Bukit Barisan Indah Prima
- PT Cipta Usaha Sejati
- PT DHARMA SATYA NUSANTARA
- PT FIRST LAMANDAU TIMBER INTERNATIONAL
- PT Harisa Agro Lestari
- PT Inti Indosawit Subur
- PT Ivo Mas Tunggal
- PT Mentari Pratama
- PT Musim Mas
- PT Perkebunan Nusantara III
- PT Perkebunan Nusantara IV (PERSERO)
- PT PP London Sumatra Indonesia Tbk
- PT Rimba Mujur Mahkota
- PT Salim Ivomas Pratama Tbk
- PT Sampoerna Agro Tbk
- PT Sawit Sumbermas Sarana
- PT Siringo Ringo
- PT Smart Tbk
- PT Swakarsa Sinarsentosa
- PT Tri Bakti Sarimas
- PT Triputra Agro Persada
- PT Tunas Baru Lampung Tbk
- PT. Barumon Agro Sentosa
- PT. Brahma Binabakti
- PT. DENDYMARKER INDAHLESTARI
- PT. Eagle High Plantations Tbk
- PT. Gawi Bahandep Sawit Mekar
- PT. GAWI MAKMUR KALIMANTAN
- PT. Sawindo Kencana
- PT. Unggul Lestari
- Socfin Group (PT Socfindo and Socfinco SA)

Total: 37

NON - SUBMITTERS

- Asosiasi Petani Sawit Swadaya Amanah
- Forum Petani Swadaya Merlung Renah Mendaluh (FPS-MRM)
- Gapoktan Tanjung Sehat
- Koperasi Tani Maju
- KUD Bungo Tanjung
- Perhimpunan Petani Swadaya "Sapta Tunggal Mandiri"
- PT Hilton Duta Lestari
- PT MUSI WAHANA NABATI
- PT Sanggam Harapan Sejahtera
- PT. Palm Lampung Persada
- PT. PARNA AGROMAS

Total: 11



MALAYSIA

SUBMITTERS

- Alpha Capital Limited
- BENTA WAWASAN SDN BHD
- Boustead Plantations Berhad
- FELDA
- FELDA GLOBAL VENTURES HOLDINGS BERHAD
- Genting Plantations Berhad
- Hap Seng Plantations Holdings Bhd
- Innoprise Plantations Berhad
- Johor Corporation
- KRETAM HOLDINGS BERHAD
- Kuala Lumpur Kepong Berhad
- Kulim (Malaysia) Berhad
- Lam Soon Plantations Sdn Bhd
- Mados's Holdings Sdn Bhd
- N.Y.Hiew (Holdings) Sdn Bhd
- PPB Oil Palms Berhad
- SAWIT KINABALU SDN. BHD.
- Sime Darby Plantation Sdn Bhd
- TDM Plantation Sdn Bhd
- TECK GUAN HOLDINGS SDN. BHD.
- Tian Siang Holdings Sdn Bhd
- TSH Resources Berhad
- United Plantations Bhd
- Wild Asia Sdn. Bhd. (Wild Asia Group Scheme)

Total: 24

NON - SUBMITTERS

- Estet Pekebun Kecil Sdn Bhd (ESPEK)
- Keresa Plantations Sdn Bhd
- Kwantas Corporation Berhad

Total: 3



REST OF THE WORLD

SUBMITTERS

- SIAT SA
- SIPEF Group
- Agropalma Group
- Mong Reththy Investment Cambodia Oil Palm Co., Ltd (MRICOP)
- Aceites Manuelita S.A.
- ACEITES S.A.
- Daabon Group
- Extractora del Sur de Casanare S.A.S.
- Extractora El Roble S.A.S
- Extractora Frupalma S.A.
- FEDEPALMA - National Federation of Oil Palm Growers of Colombia
- Hacienda La Cabañiza S.A.
- PALMACEITE S.A.
- Palmas del Cesar S.A.
- Poligrow Colombia Ltda
- Compañia Industrial Aceitera Coto Cincuenta y Cuatro S.A
- SIPEF-CI
- DekelOil
- SOTRADER (Societe Gabonaise De Transformation Agricole)
- NORPALM GHANA LIMITED
- TWIFO OIL PALM PLANTATIONS LIMITED
- Volta Red Limited
- Agroaceite, S.A.
- Agrocaribe
- Industrias de Jabones y Detergentes Las Palmas, S. A.
- Nacional Agro Industrial, S. A.
- NaturAceites S. A.
- Palmas del Ixcán
- Cooperativa de Produccion Agropecuaria de Campesinos Salama Limitada
- Grupo Jaremar
- HONDUPALMA
- Industrias Aceiteras del Caribe de Honduras (HONDUCARIBE-ECARA)
- Golden Veroleum (Liberia) Inc. (GVL)
- Savonnerie Tropicale S.A
- Natural Habitats Group
- Goldtree (S.L.) Ltd
- BUMITAMA AGRI LTD
- Global Palm Resources Holdings Ltd.
- Golden Agri-Resources Ltd
- Goodhope Asia Holdings Ltd.
- Olam International Limited
- Community Enterprise Group - Suratthani
- Community enterprise growers palm oil and palm oil sustainability. Sikao - Wangwiset
- Saikueng Bansawan Community Enterprise
- Srijaroen Sustainable Oil Palm Production Community Enterprise Group
- United Palm Oil Industry Public Company Limited (UPOIC)
- Univanich Palm Oil Public Company Limited
- UPOIC Nuakhlong-Khaopanom
- Equatorial Biofuels plc/Equatorial Palm Oil PLC
- M.P. Evans Group PLC
- R.E.A. Holdings Plc

Total: 51

NON - SUBMITTERS

- Adum Trebuom Oil Palm Growers Association
- Agrofinanz GmbH
- Agroindustrial Palma Real S.A. de C.V.
- ANCUPA
- Aseda Oil Palm Farmers' Association
- Ashanti Mampong Oil Palm Growers Association
- Assin Juaso Oil Palm Growers Association
- Extractora Palmariguani S.A
- Industrial Aceitera de la RAAS S.A.
- Kalyan AgroVet Investments Limited
- Kusi Oil Palm Farmers Association
- Lumnam Kadae Pattana Oil Palm Community Enterprise Group
- Nkwantanang Oil Palm Growers Association
- Nyame Bekyere Oil Palm Growers Association
- OLEOSUR SAPI DE CV
- Santa Rosa S.A
- Sichon Palm Yangyuen Community Enterprise Group
- Sustainable Krabi Oil-Palm farmers Cooperative Federation
- Tapi-Ipun Sustainable Oil Palm community Enterprise Group
- Tarkwa Area Oil Palm Growers Association
- The Sustainable Oil Palm Smallholders Production (Univanich-Plaipraya) Community Enterprise Group
- Trang sustainable palm oil grower community enterprise network

Total: 22

SUBMITTERS

Grand Total: 112

NON - SUBMITTERS

Grand Total: 36

SUBMITTERS & NON-SUBMITTERS BY CATEGORY



Palm Oil
Growers

SUBMITTERS

- Aceites Manuelita S.A.
- ACEITES S.A.
- Agroaceite, S.A.
- Agrocaribe
- Agropalma Group
- Alpha Capital Limited
- BENTA WAWASAN SDN BHD
- Boustead Plantations Berhad
- BUMITAMA AGRI LTD
- Community Enterprise Group - Suratthani
- Community enterprise growers palm oil and palm oil sustainability. Sikao - Wangwiset
- Compañía Industrial Aceitera Coto Cincuenta y Cuatro S.A
- Cooperativa de Produccion Agropecuaria de Campesinos Salama Limitada
- Daabon Group
- DekeIOil
- Equatorial Biofuels plc/Equatorial Palm Oil PLC
- Extractora del Sur de Casanare S.A.S. ♦
- Extractora El Roble S.A.S
- Extractora Frupalma S.A.
- FEDEPALMA - National Federation of Oil Palm Growers of Colombia
- FELDA ♦
- FELDA GLOBAL VENTURES HOLDINGS BERHAD
- Genting Plantations Berhad
- Global Palm Resources Holdings Ltd.
- Golden Agri-Resources Ltd
- Golden Veroleum (Liberia) Inc. (GVL)
- Goldtree (S.L.) Ltd
- Goodhope Asia Holdings Ltd.
- Grupo Jaremar
- Hacienda La Cabañã S.A.
- Hap Seng Plantations Holdings Bhd
- HONDUPALMA
- Industrias Aceiteras del Caribe de Honduras (HONDUCARIBE-ECARA)
- Industrias de Jabones y Detergentes Las Palmas, S. A.
- Innoprise Plantations Berhad
- Johor Corporation
- KRETAM HOLDINGS BERHAD
- Kuala Lumpur Kepong Berhad
- KUD Tani Subur ♦
- Kulim (Malaysia) Berhad
- Lam Soon Plantations Sdn Bhd
- M.P. Evans Group PLC
- Mados's Holdings Sdn Bhd
- Mong Reththy Investment Cambodia Oil Palm Co., Ltd (MRICOP)
- N.Y.Hiew (Holdings) Sdn Bhd
- Nacional Agro Industrial, S. A. ♦
- NaturAceites S. A.
- Natural Habitats Group
- Noble Plantations Pte Ltd
- NORPALM GHANA LIMITED
- Olam International Limited
- PALMACEITE S.A.
- Palmas del Cesar S.A.
- Palmas del Ixcán ♦
- Poligrow Colombia Ltda
- PPB Oil Palms Berhad
- PT Agrowiratama
- PT Austindo Nusantara Jaya Agri
- PT Bakrie Sumatera Plantations TBK
- PT Berkat Sawit Sejati
- PT Bukit Barisan Indah Prima
- PT Cipta Usaha Sejati
- PT DHARMA SATYA NUSANTARA
- PT FIRST LAMANDAU TIMBER INTERNATIONAL
- PT Harisa Agro Lestari
- PT Inti Indosawit Subur

NON - SUBMITTERS

- Adum Trebuom Oil Palm Growers Association
- Agrofinanz GmbH
- Agroindustrial Palma Real S.A. de C.V.
- ANCUPA
- Aseda Oil Palm Farmers' Association
- Ashanti Mampong Oil Palm Growers Association
- Asosiasi Petani Sawit Swadaya Amanah
- Assin Juaso Oil Palm Growers Association
- Estet Pekebun Kecil Sdn Bhd (ESPEK)
- Extractora Palmariguani S.A
- Forum Petani Swadaya Merlung Renah Mendaluh (FPS-MRM)
- Gapoktan Tanjung Sehati
- Industrial Aceitera de la RAAS S.A.
- Kalyan AgroVet Investments Limited
- Keresa Plantations Sdn Bhd
- Koperasi Tani Maju
- KUD Bungo Tanjung
- Kusi Oil Palm Farmers Association
- Kwantas Corporation Berhad
- Lumnam Kadae Pattana Oil Palm Community Enterprise Group
- Nkwantanang Oil Palm Growers Association
- Nyame Bekyere Oil Palm Growers Association
- OLEOSUR SAPI DE CV
- Perhimpunan Petani Swadaya "Sapta Tunggal Mandiri"
- PT Hilton Duta Lestari
- PT MUSI WAHANA NABATI
- PT Sanggam Harapan Sejahtera
- PT. Palm Lampung Persada
- PT. PARNA AGROMAS
- Santa Rosa S.A
- Sichon Palm Yangyuen Community Enterprise Group
- Sustainable Krabi Oil-Palm farmers Cooperative Federation
- Tapi-Ipun Sustainable Oil Palm community Enterprise Group
- Tarkwa Area Oil Palm Growers Association
- The Sustainable Oil Palm Smallholders Production (Univanich-Plaipraya) Community Enterprise Group
- Trang sustainable palm oil grower community enterprise network

Total: 36

♦ Voluntary submission



Palm Oil Growers

SUBMITTERS *(continued)*

- PT Ivo Mas Tunggal
- PT Mentari Pratama
- PT Musim Mas
- PT Perkebunan Nusantara III
- PT Perkebunan Nusantara IV (PERSERO)
- PT PP London Sumatra Indonesia Tbk
- PT Rimba Mujuur Mahkota
- PT Salim Ivomas Pratama Tbk
- PT Sampoerna Agro Tbk
- PT Sawit Sumbermas Sarana
- PT Siringo Ringo
- PT Smart Tbk
- PT Swakarsa Sinarsentosa
- PT Tri Bakti Sarimas
- PT Triputra Agro Persada
- PT Tunas Baru Lampung Tbk
- PT. Barumon Agro Sentosa
- PT. Brahma Binabakti
- PT. DENDYMARKER INDAHLESTARI
- PT. Eagle High Plantations Tbk
- PT. Gawi Bahandep Sawit Mekar
- PT. GAWI MAKMUR KALIMANTAN
- PT. Sawindo Kencana
- PT. Unggul Lestari
- R.E.A. Holdings Plc
- Saikueng Bansawan Community Enterprise
- Savonnerie Tropicale S.A
- SAWIT KINABALU SDN. BHD. ♦
- SIAT SA
- Sime Darby Plantation Sdn Bhd
- SIPEF Group
- SIPEF-CI
- Socfin Group (PT Socfindo and Socfinco SA)
- SOTRADER (Societe Gabonaise De Transformation Agricol)
- Srijaroen Sustainable Oil Palm Production Community Enterprise Group
- TDM Plantation Sdn Bhd
- TECK GUAN HOLDINGS SDN. BHD.
- Tian Siang Holdings Sdn Bhd
- TSH Resources Berhad
- TWIFO OIL PALM PLANTATIONS LIMITED
- United Palm Oil Industry Public Company Limited (UPOIC)
- United Plantations Bhd
- Univanich Palm Oil Public Company Limited
- UPOIC Nuakhlolong-Khaopanom
- Volta Red Limited
- Wild Asia Sdn. Bhd. (Wild Asia Group Scheme)

Total: 112



Processors & Traders

SUBMITTERS

- 2M Holdings Limited
- AAA Oils & Fats Pte. Ltd.
- AAK AB
- AB Fortum Värme samägt med Stockholm stad
- Absolute Power P Co., Ltd.
- Acatris
- ACEITES VEGETALES SALUDABLES XXI,S.L. ♦
- ACEITES Y DERIVADOS SOCIEDAD ANONIMA (ACEYDESA)
- Agritrade International PTE LTD ♦
- AGRITRADE TARIM URUNLERI TICARET LOJISTIK VE DEPOCULUK LIMITED SIRKETI
- AGRIVAR: Agro Industrie Variée
- Agro Supply A/S
- Agroindustrias De Mapastepec Sa De Cv
- Al Energy Public Company Limited
- Albright and Wilson (Australia) Ltd
- Alnor Oil Company, Inc.
- Ambrian Energy GmbH
- Andreas Jennow A/S
- Archer Daniels Midland (ADM)
- Audens Solutions SL
- BAKELS
- BÄKO HANSA eG
- BÄKO Mitteldeutschland Backer- und Konditorengensenschaft eG
- Bangchak Biofuel Company Limited
- Barry Callebaut Food Manufacturers Europe
- BASF SE
- Berg+Schmidt Asia Pte Ltd
- Bewital agri GmbH & Co. KG
- Bio-Oils Energy, S.A.
- Biocombustibles Sostenibles del Caribe S.A.
- Britz Networks Sdn. Bhd.
- BUDI FEED SDN. BHD.
- Bunge Limited
- C. Siebrecht Söhne KG
- C.I Acepalma S.A.
- C.I. BIOCOSTA S.A.
- Caila & Pares, SA
- Capol GmbH
- Cardowan Creameries Ltd
- CARE Naturkost GmbH & Co. KG
- Cargill Incorporated
- Carotino/ JC Chang Group
- CECA SA

NON - SUBMITTERS

- 3F Industries Limited
- AARTI INDUSTRIES LIMITED
- Adani Wilmar Ltd
- AEN Palm Oil Processing Pvt Ltd
- AG SOURCE (SINGAPORE) PTE LTD
- AGRI ASIA GROUP SDN. BHD.
- Agri Oils Pte Ltd
- AGRICODE BIO-TECHNOLOGY PTE. LTD
- Ampluschem Company Limited
- amtradedco
- Artistic Support Sdn Bhd
- Australian Renewable Fuels Ltd
- AXIEO OPERATIONS (AUSTRALIA) PTY LIMITED
- AYINA SDN. BHD.
- B.B.C. srl
- B.H.A. BELGIUM
- Bakerman GmbH & Co. KG
- BAKO (Western) Limited
- Besdale Trading Limited
- BiologoN Gesellschaft m.b.H.
- BioMar Group A/S
- BIOTECH INTERNATIONAL S.C.
- Brenntag Pte. Ltd.
- Bronson & Jacobs Pty Ltd
- Ciranda Inc.
- COFIAGRO
- Companhia Refinadora da Amazonia
- Coopeagropal R.L.
- David Brown Catering Limited
- Delima Oil Products Sdn. Bhd.
- Delta Wilmar CIS Ltd.
- Eastman Chemical Company
- EFG Elbe Fetthandel GmbH
- Emami Agrotech Limited
- Extractora la Gloria SAS
- FR Waring International Pty Ltd
- FRIGORIFICO ALLANA PRIVATE LIMITED
- GALLETAS SIRO, S.A
- Gan Heng Holdings Sdn Bhd
- GEMINI EDIBLES & FATS INDIA PRIVATE LIMITED
- Gulf Asia Oils and Fats Sdn Bhd
- Hansa NFC GmbH
- HSH-Chemie Kft.
- Huntsman International LLC
- Indo Sukses Sentra Usaha, PT

♦ Voluntary submission



Processors & Traders

SUBMITTERS

- Cefetra
- CELYS - Part of ALVA SAS Group
- CFC, Inc dba Columbus Vegetable Oils
- Chimab S.P.A.
- Chumporn Palm Oil Industry Public Company Limited
- Clariant International Ltd
- COAPALMA ECARA
- COFCO Corporation
- Comercializadora Internacional Ciecopalma S.A.
- Corbion N.V.
- Corman S.A.
- Corporacion Industrial de Sula S.A. (COINSU)
- Cremer Oleo GmbH & Co. KG
- Croda International PLC
- Delmon Products Company Branch Ltd.
- Diamant Nahrungsmittel GmbH & Co KG
- Dr Julius Pompe OHG & Co GmbH
- Dr. Straetmans GmbH
- DÜBÖR Groneweg GmbH & Co. KG
- DuPont Nutrition Biosciences ApS
- Dutch Organic International Trade BV (DO-IT)
- Ecochem Oleochemicals Limited
- Ecosex Sdn Bhd
- Emery Oleochemicals (M) Sdn. Bhd.
- Emery Specialty Chemicals Sdn. Bhd
- Emirates Refining Company Ltd
- Energy Absolute Public Company Limited
- EOC Surfactants NV
- ERCA WILMAR COSMETIC INGREDIENTS Sp. z o.o.
- Estelle Chemicals Private Limited
- Eulip S.p.A
- Evonik Industries AG
- EVYAP SABUN MALAYSIA SDN BHD
- Excelvite Sdn. Bhd.
- EXTRACTORA SICARARE SAS
- Fábrica de Grasas y Productos Químicos Limitada, Grasco Limitada
- FACI ASIA PACIFIC PTE LTD
- FACI S.P.A
- FC FRANKEN-KOSMETIK-CHEMIEHANDEL GmbH & Co. KG
- Felda IFFCO Sdn Bhd
- Fenaco Genossenschaft
- Fine Organic Industries PVT.LTD.
- Florin AG
- Fuji Oil Group
- Future Prelude Sdn. Bhd.
- Galaxy Surfactants Ltd
- Gebr. Steinhart Wachswarenfabrik GmbH & Co. KG
- GILOIL COMPANY LIMITED
- Givaudan SA
- Glencore Agriculture B.V.
- Global Agri-Trade Corporation
- Global Green Chemical Public Company Limited
- Godrej Industries Limited
- GoodMills Innovation GmbH
- GRACETALES LIMITADA ♦
- GREEN OLEO S.R.L.
- GRUPO EMPRESARIAL PALACIOS ALIMENTACION S.A.U.
- Guangzhou Namchow Food Co., Ltd
- GUM BASE COMPANY - S.P.A.
- Gustav Heess Oleochemische Erzeugnisse GmbH
- Heinrich Nagel KG (GmbH & Co.)
- Henry Lamotte Oils GmbH
- IFFCO (MALAYSIA) SDN. BHD.
- IMCD GROUP B.V.
- INDUSTRIAL ALPAMAYO S.A
- Industrial Danec SA
- INDUSTRIAL QUIMICA LASEM, SAU
- Industrializadora Oleofinos SA de CV
- Industrias Ales C.A.
- Ineos
- Innospec Inc.
- Inter-Continental Oils and Fats Pte Ltd (ICOF)
- Interchem Agencies Limited
- Intercontinental Specialty Fats Sdn Bhd
- INTERMED SDN. BHD.
- International Sugars Inc. ♦

NON - SUBMITTERS

- Industria Química Anastácio S/A
- INDUSTRIAL AGRARIA LA PALMA LIMITADA-INDUPALMA LTDA
- Industrial de Oleaginosas Americanas S.A
- Indutrade Colombia S.A.S.
- Ingoby Investments (Pty) Ltd
- INNO-WANGSA OILS & FATS SDN BHD
- Innovans Palm Industries Sdn. Bhd.
- Inolex Chemical Company
- Itochu Corporation
- IXOM OPERATIONS PTY LTD
- J. E. O'Brien & Sons Limited
- JiangSu Hsintai Chemical S&T CORP., LTD
- JSC Aston
- Just Oil and Grain Pte Ltd
- KALMART SYSTEMS (M) SDN BHD
- Kay's (Ramsbottom) Ltd UK
- Kluman and Balter Limited
- KOG-KTV FOOD PRODUCTS (INDIA) PVT LTD
- KOWA COMPANY, LTD.
- KRISHNA ENTERPRISES
- KTC (Edibles) Limited
- KUCUKBAY YAG VE DETERJAN SANAYI A.S.
- KUK Hungaria kft
- Lao Thong Seng Co. Ltd.
- LEVO BV
- Lubrizol Advanced Materials, Inc.
- M/S Amarjit Oil Traders
- M/S HARKARAN DASS VEDPAL
- Mallet and Company Inc
- Medilux oil & Fats Sdn Bhd
- Mena Jaya Oil & Fats Sdn Bhd
- Mitsui and Co., Ltd
- MRS REALTY PRIVATE LIMITED
- Natural World SRL
- NEW ENG LEE AGRICULTURE SDN. BHD.
- Nordische Oelwerke Walther Carroux GmbH & Co. KG
- NOREL,S.A.
- Oleo Solutions Ltd
- Oleocomm Global Sdn Bhd
- OLIQEM GmbH
- Olivia Impex Pvt Ltd
- Olympic Oils Limited
- Omya GmbH
- OPG TECH CO., LTD.
- P.T. Aman Jaya Perdana
- Palmatec Corporation de Costa Rica S.A.
- PARISONS FOODS PVT. LTD.
- Pasternak, Baum And Co., Inc.
- Patech Fine Chemicals Co., Ltd.
- PERDUE AGRIBUSINESS INC
- Permata Hijau Group
- Peter Cremer North America, L.P.
- Pettas Bulgaria JSC
- PIC-CO AD
- Pilot Chemical Company
- Platinum NanoChem Sdn. Bhd.
- President Nisshin Corp
- PT Batara Elok Semesta Terpadu
- PT Bina Karya Prima
- PT Cisdane Raya Chemicals
- PT Global Interinti Industry
- PT Prosympac Agro Lestari
- PT Trenergy Biomasse Indonesia
- PT. Bumi Raya Investindo
- PT. Domus Jaya
- PT. KURNIA TUNGGAL NUGRAHA
- PT. ROYAL INDUSTRIES INDONESIA
- PT. Sumi Asih
- Pyramid Lanka (Private) Limited
- QL Resources Berhad
- Quaker Chemical Corporation
- QUERQUS ALIMENTARIA, S.L
- RES PHARMA S.R.L.
- Rogério Leal & Filhos, S.A.
- Ruchi Soya Industries Limited
- S.A. Ventures B.V.



Processors & Traders

SUBMITTERS

- IOI Corporation Berhad
- IRCA S.P.A
- ITAL BI-OIL S.R.L
- J-OIL MILLS,INC.
- Jacob Stern & Sons, Inc.
- Josovina Commodities Pte Ltd
- JUABEN OIL MILLS LTD
- Juchem Food Ingredients GmbH
- Jules Brochenin SA France
- Keck Seng (Malaysia) Berhad
- KemCare Limited
- Kent Foods Limited
- Koninklijke Zeelandia Groep b.v.
- La Fabril S.A.
- Lam Soon (Thailand) Plc.
- Lam Soon Edible Oils Sdn Bhd
- Lasenor Emul, S.L.
- LFI (UK) Ltd
- Lípidos Santiga, S.A.
- LLC KRC EFKO-Kaskad
- LLC Torgoviy Dom Solnechnye Produkty ♦
- Loiret & Haentjens SA
- Lonza Inc.
- Louis Dreyfus Company Asia Pte. Ltd.
- M.W. Beer & Co. Limited
- Maas Refinery BV ♦
- MAC World Industries Sdn Bhd
- Macphie of Glenbervie Ltd
- MACWORLD INDUSTRIES LIMITED
- Magnakron Corporation ♦
- Manildra Group
- Marsa Ya? Sanayi Ve Ticaret Anonim ?irketi ♦
- Martin & Servera Aktiebolag ♦
- Martin Braun Backmittel und Essenzen KG
- Marubeni Corporation
- Maruzen Chemicals Co., Ltd.
- Maruzen Petrochemical Company, Limited ♦
- Marvesa Holding N.V.
- Meade-King, Robinson and Co. Ltd.
- Meggle AG/Molkerei Meggle Wasserburg GmbH & Co.KG
- Mercur Handel GmbH ♦
- Mercuria Energy Trading SA
- Mewah Group
- Mitsubishi Corporation
- Miwon Commercial Co.,LTD
- Monument Chemical
- Morakot Industries Public Company Limited
- MVO
- NAMCHOW CHEMICAL INDUSTRIAL CO.,LTD.
- NATU'OIL SERVICES INC
- Natures Oils Limited
- New Biodiesel Co., Ltd
- New Japan Chemical Co., Ltd.
- Nice Rika Biotechnologies Sdn Bhd
- Nimir Industrial Chemicals Ltd
- NOF Corporation
- Nöll & Co. GmbH
- Nortech Foods Limited
- Novozymes A/S ♦
- Nutiva
- Nutriswiss AG
- Olam Food Ingredients UK Limited
- Oleaginosas Del Peru S.A - OLPESA
- Oleen Co. Ltd.
- Olenex Holdings B.V. ♦
- Oleo-fats, Incorporated
- OLEOFLORES S A S
- OLEON NV
- OLFOOD SRL
- OLIO Spezial Speisefett Speiseol GmbH
- Oxiteno S.A. Indústria e Comércio
- Pacific Inter-Link Sdn. Bhd.
- Pacific Oils & Fats Industries Sdn Bhd
- Pacific Oleochemicals Sdn Bhd
- Palmeras de la Costa S.A.
- Palmeros de Aguan S. A. (PALMASA)

NON - SUBMITTERS

- S.P.O. AGRO-INDUSTRIES CO.,LTD.
- SABO S.P.A.
- Sawit Raya Sdn Bhd
- Seangsiri Agro-Industries Co., Ltd.
- Sehcom Industries Sdn. Bhd.
- SHANGHAI YIZHOU ECONOMIC TRADE DEVELOPMENT CO.,LTD.
- SinoLight Chemicals Co. Ltd
- Sovertrade Pte Ltd
- Soya Hellas SA
- Suksomboon Vegetable Oil Company Limited
- TBC Ingredients ApS
- TECK GUAN (CHINA) LTD
- TEGAB BUMIJAYA SDN BHD
- Thai Tallow and Oil Co.,Ltd.
- The HallStar Company
- The Natural Palm Group Co.,Ltd
- Tianjin Julong Trade Co.,Ltd
- Trafigura PTE Ltd
- Trang Palm Oil Co.,Ltd
- TREDIS SA, France
- TRIANGULO ALIMENTOS LTDA
- TROPICAL NETWORK SDN BHD
- United Fleet Palms Sdn. Bhd.
- Univar Inc.
- UNIVERSAL BIOFUELS PVT LTD
- Vantage Specialties, Inc.
- Vika BV
- VIRGOZ OILS & FATS PTE LTD
- Vopak Terminal Vlaardingen B.V.
- XLNT BIOFUEL SDN. BHD.
- Zanyu Technology Group Co., Ltd.
- Zhejiang Jiabao Chemical Co., Ltd
- ZHEJIANG PROVINCIAL LIGHT AND TEXTILE INDUSTRY SUPPLYING AND MARKETING CO.,LTD.

Total: 154



Processors & Traders

SUBMITTERS (continued)

- PALMS RESOURCES PTE LTD
- Palsgaard A/S
- Patum Vegetable Oil Company Limited
- PAVLOS N. PETTAS A.V.E.E.
- PCC Exol SA
- PELLEGRINI SRL
- Peter Greven GmbH & Co. KG
- Petronas Chemicals Group Berhad ♦
- Pin It Pastry Ltd
- Pitak Palm Oil Company Limited ♦
- Prime Surfactants Limited ♦
- Pro Fair Trade AG
- PT Agro Jaya Perdana
- PT Agro Makmur Raya
- PT Budi Nabati Perkasa
- PT Ecogreen Oleochemicals
- PT Indokarya Internusa
- PT Intibenua Perkasatama
- PT Megasurya Mas
- PT Pacific Indopalm Industries
- PT Pacific Palmindo Industri
- PT Wahana Citra Nabati
- PT Wira Inno Mas
- PT. Hasil Abadi Perdana
- PT. Kharisma Pemasaran Bersama Nusantara (PT. KPBN)
- PT. Pacific Medan Industri
- PT. PALM MAS ASRI
- Puratos NV
- QUATERNIA S.L.
- Rapunzel Naturkost GmbH
- RIKEN VITAMIN CO., LTD ♦
- Royal Dutch Shell plc
- Sakamoto Yakuhi Kogyo Co., Ltd.
- Sang Kee Edible Oils Sdn. Bhd.
- Sangsook Industry Co. Ltd.
- Sasol Germany GmbH
- Sasol Italy S.P.A.
- Scobie & Junor (Estd. 1919) Ltd
- Shanghai Fine Chemical Co., Ltd.
- Silbury Marketing Ltd
- Sime Darby Unimills BV
- SIPRAL PADANA S.p.A.
- SLOVECA, Sasol Slovakia, spol. s r. o.
- Sociedad Industrial Dominicana
- Sojitz Asia Pte Ltd ♦
- Sojitz Corporation
- SOUTHERN ACIDS INDUSTRIES SDN. BHD.
- Southern Edible Oil Industries (M) Sdn. Berhad
- SOYUZ-M" LLC"
- SREE RAYALASEEMA ALKALIES AND ALLIED CHEMICALS LTD.
- Srijaroen Palm Oil Co.,Ltd.
- STEARINERIE DUBOIS & FILS
- Stepan Company
- Stephenson Group Ltd
- Stern-Wywiol Gruppe GmbH + Co. KG ♦
- Sun Ace Kakoh (Pte) Ltd
- Symrise AG
- THAI ETHOXYLATE CO.,LTD.
- Thai Fatty Alcohols Company Limited
- The Nisshin Oil Group, Ltd.
- The Q Partnership Ltd
- THIN OIL PRODUCTS LLC.
- Tianjin Namchow Food Co., Ltd.
- Topchim ♦
- Toyota Tsusho Corporation
- Trans-Asia Phils Manufacturing Industries Corporation
- Tristar Global Sdn Bhd
- Tsukishima Foods Industry. Co.,Ltd.
- UIC VIETNAM CO., LTD.
- Unger Fabrikker AS
- Unigra s.r.l.
- Vance Bioenergy Sdn Bhd
- Victory Tropical Oil USA, Inc.
- Volac International Ltd
- VOLAC WILMAR FEED INGREDIENTS LIMITED ♦
- VVF (India) Limited
- Walter Rau Neusser Ä&U und Fett AG
- Watawala Plantations PLC
- Wilmar Europe Holdings BV
- Wilmar International Limited
- WOUTERS N.V.
- Z & S Handel AG
- Zavod Sintanolov LLC
- Zhejiang Advance Oils and Fats Co., Ltd
- Zschimmer & Schwarz CHEMIE GmbH ♦

Total: 280



Consumer Goods Manufacturers

SUBMITTERS

- 2 Sisters Food Group
- A&W Feinbackwaren GmbH
- Aachener Printen- und Schokoladenfabrik Henry Lambertz GmbH & Co KG
- Aalst Chocolate Pte Ltd ♦
- Abbelen GmbH
- Agrarfrost GmbH & Co. KG
- Agristo NV
- Ajinomoto Co., Inc.
- Alfred Ritter GmbH & Co. KG
- Allied Bakeries
- Apetito AG
- Arla Foods a.m.b.a
- Arma Food Industries
- Aroma Bay Candles Co., Ltd
- ARTENAY BARS
- ARYZTA AG
- AS Hansa Candle
- Associated British Foods plc
- AUGUST STORCK KG
- Ava Decor Production, Sociedad Limitada
- Aviko BV

NON - SUBMITTERS

- 100% Bottling Company Pty Ltd
- 11er Nahrungsmittel GmbH
- A. Saumweber GmbH
- Afia International Company (SAVOLA)
- AFIA International Egypt
- AIA - Agricola Italiana Alimentare s.p.a.
- Ajinomoto Poland Sp. z o.o.
- Albaad Deutschland GmbH
- Alfred Nickles Bakery, Inc.
- Allied Mills P/L
- Ammerländer Großbäckerei GmbH & Co. KG Stöhr-Brot
- Amorepacific
- Arabian Co for Suphlonates Co. Ltd
- Aviateur Bantetbakkerijen B.V.
- Aviata
- B+F Bakery & Food GmbH
- BÄckerei Brinker GmbH
- Bakkavor Limited
- BBC Quality Pastries B.V.
- Bertschi Bäckerei zum Brotkorb AG
- Bisca A/S

♦ Voluntary submission



Consumer Goods Manufacturers

SUBMITTERS

- Avon Products, Inc.
- B.C. Mylle
- B.V. Remia Handelsmaatschappij
- Backaldrin Holding AG ♦
- backaldrin Österreich The Kornspitz Company GmbH
- Bäcker Bachmeier GmbH & Co. KG
- Baerlocher GmbH
- Bahlsen GmbH & Co. KG
- Bakkersland B.V.
- Balchem Corporation
- Balconi S.P.A. - Industria Dolciaria
- Banketbakkerij Merba B.V.
- Banketbakkerij Nora BV
- Banketbakkerij Wouter de Graaf
- Barilla G. e R. F.lli Società per Azioni
- Baronie NV
- BARONIE UK LIMITED
- BAULI S.P.A
- Bayer AG ♦
- Beiersdorf AG
- Beltek (Huizhou) Foods Co., Ltd
- Berg + Schmidt (M) Sdn Bhd
- Berlys Corporacion Alimentaria SAU ♦
- Beromin GmbH ♦
- BETASOAP Sp. z o.o.
- Biscuiterie Seghers
- Biscuits Bouvard
- Blommer Chocolate
- Bolsius International B.V.
- Bonback GmbH & Co.KG
- Bradford Soap Works
- Brandt Zwieback-Schokoladen GmbH & Co. KG
- BRF (THAILAND) LIMITED
- Bright Blue Foods Ltd
- Brioche Pasquier Cerqueux
- Brueggen KG
- Burton's Foods Ltd
- C.H. Guenther & Son, Incorporated. ♦
- CAMILO FERRON CHILE S.A.
- Campbell Soup Company
- Casa Olearia Italiana Spa
- CASTY, S.A.
- CB - Chocolaterie de Bourgogne
- Celia Laiterie De Craon
- Cémoi
- Cereform Ltd
- Charoen Pokphand Foods PCL.
- Chaucer Foods UK Limited
- Chemcolour Industries (NZ) Limited
- CHIPITA S.A.
- Chocoladefabriken Lindt & Sprungli AG
- Clasen Quality Chocolate, Inc.
- CO-OP Clean Co. Ltd.
- Colgate-Palmolive Company
- Comidas Holdings 5 B.V. ♦
- Conditess, Feine Kuchen GmbH
- Conditorei Copenrath & Wiese KG
- Conrad Schulte GmbH & Co. KG
- Continental Bakeries BV
- Continental Confectionery Company Gda Sanayi Ve Ticaret Anonim irketi
- Copenrath Feingebäck GmbH
- CPRAM COMPANY LIMITED
- Creative Food Ingredients Inc
- Creightons PLC
- CREMYCO FILLINGS, S.L.
- Crescent Marketing Inc
- CSM Bakery Solutions Limited ♦
- Cukiernia Mistrza Jana Sp. z o.o.
- D H Brothers Industries (Pty) Ltd
- Daelmans Bakkerijen b.v.
- DAILYCER
- Dairy Crest Group plc
- Dalda Foods (Pvt) Limited
- Dalli-Werke GmbH & Co.KG
- Dan Cake (Portugal), S.A.

NON - SUBMITTERS

- Borggreve KG Zwieback und Keksfabrik
- Börner-Eisenacher GmbH
- Boulder Brands, Inc.
- Britannia Superfine Ltd
- Broad Oak Toiletries Limited
- Campiello s.r.l.
- Casalini Srl
- Cerebos (Australia) Proprietary Limited
- CFP Company Limited
- CHOCMOD SAS
- Clarebout Potatoes NV
- Clean Products, LLC
- Cloetta AB
- Commonwealth Soap & Toiletries
- Conagra Brands, Inc.
- CONO Kaasmakers
- Coopérative isigny Sainte Mère
- Cooperlat Societa
- Country Style Foods
- Create-A-Treat Ltd.
- DAL COLLE SPA INDUSTRIA DOLCIARIA PER BREVITA DAL COLLE SPA
- Dalian Talent Gift Co., Ltd
- Danone
- DARY N.V.
- De Verwenbakker B.V.
- DOLCIFICIO GI&SSE SRL
- DongGuan Geen Food Technology Co Ltd
- dreco Werke Wasch- und Körperpflegemittel GmbH
- DUKES CONSUMER CARE LIMITED
- Easyfood A/S
- ECOVER NV
- Eisbär Eis GmbH
- Endangered Species Chocolate
- English Bay Batter L.P.
- EUROGERM
- FILET BLEU
- Findus Nordic
- Fine Lady bakeries Ltd
- Fleming International Limited
- Flowers Foods, Inc
- FMF Foods Limited
- Forno D'Asolo S.P.A.
- Fresh Food Industries Pty Ltd
- Froneri International PLC
- Frozen Specialties, Inc.
- Georg Plange ZN der PMG Premium Mühlen Gruppe GmbH & Co. KG
- GFPT Nichirei (Thailand) Company Limited
- GFPT PUBLIC COMPANY LIMITED
- Gies Kerzen GmbH
- Give and Go Prepared Foods Corp.
- Götz-Brot KG
- Gourmand
- Grissin Bon S.P.A.
- Haywood & Padgett Ltd
- Henglein GmbH & Co.KG
- Herrmann von der Alb GmbH & Co.KG
- Hill Biscuits Limited
- HIRTler SEIFEN GmbH
- IFFCO Egypt for edible oils and fats
- Incom Proizvodno Trgovsko Podjetje d.o.o.
- Incopa GmbH
- Interal, S.A.
- Interbake Foods LLC
- Jacquet Brossard Distribution
- JINTUNG PETROCHEMICAL CORP., LTD
- JOCIL LIMITED
- Kaarsenfabriek Parcan B.V.
- Kohberg Bakery Group A/S
- Krispy Kreme U.K. Limited
- Kronenbrot KG Franz Mainz
- L E Pritchitt & Company Limited
- L'ERBOLARIO S.r.l.
- LABEYRIE TRAITEUR SURGELES SAS

♦ Voluntary submission



Consumer Goods Manufacturers

SUBMITTERS

- Dan Cake A/S
- DAUDRUY Van Cauwenberghe
- Davies Bakery
- Dawn Foods International B.V
- DCS Group (UK) Limited
- De Banketgroep
- DE-VAU-GE Gesundkostwerk Deutschland GmbH
- DECO INDUSTRIE SOCIETA' COOPERATIVA PER AZIONI IN SIGLA DECO INDUSTRIE S.COOP.P.A.
- Deeside Cereals I Ltd
- Delaviuda Alimentación, S.A.U.
- Dick den Hertog Beheer B.V.
- Dijo Baking Sp. z.o.o.
- DKS Co. Ltd.
- DMK Deutsches Milchkontor GmbH
- Döhler Dahlenburg GmbH
- Domino's Pizza, Inc.
- DONAU Kanol GmbH & Co KG ◆
- DP Supply B.V.
- Dr August Oetker Nahrungsmittel KG
- Dr. Schär AG
- Dreiring-Werk GmbH & Co. KG
- DSM Nutritional Products AG
- Duni AB
- Dutch Bakery Group B.V.
- Eccelso Limited
- Edelweiss GmbH & Co. KG
- Eichetti Confect Spezialitäten, A. Eichelmann GmbH & Co. KG
- El Pequeño Molino, S.A
- ELBISCO INDUSTRIAL & COMMERCIAL FOOD S.A.
- Elementis Specialties, Inc.
- Emil Kiessling GmbH
- EPC Group B.V. ta Royal Sanders
- Erbo Spraytec AG ◆
- Erdal GmbH & Co KG ◆
- Euro Cakes S.P.A.
- Europastry, S.A.
- Europe Snacks
- Farm Frites International B.V.
- Ferrero Trading Lux S.A.
- FINSBURY FOOD GROUP PLC
- fit GmbH
- Foleys Candies Ltd ◆
- Fonterra Co-operative Group Ltd
- ForFarmers B.V.
- Formosa Oilseed Processing Co, LTD ◆
- Franklin Foods West, Inc. ◆
- Freshpack Limited
- Fresysystem spa
- Fromageries Bel SA
- G.H. SHELDON WHOLESALE BAKERS LIMITED
- GALA Kerzen GmbH
- Galbusera S.p.A.
- GALLETAS GULLÓN, S.A.
- Gallon-Kosmetik GmbH & Co. KG ◆
- Gebr. Jancke GmbH
- Gebrueder Mueller Kerzenfabrik AG
- General Mills, Inc
- Genius Foods Limited
- GFL SA ◆
- Ginsters (A Division of Samworth Brothers Limited)
- Glanbia Ingredients Ireland Limited
- GLOBAL COSMED SPÓ?KA AKCYJNA ◆
- GOJO Industries Inc ◆
- Golden Bake Limited
- Goldenfry Foods Ltd
- Goodman Fielder Ltd
- Göteborg's Food Budapest Zrt
- GrainCorp Limited
- Green's Foods Holdings Pty Ltd
- Greencore Group plc
- Griesinger GmbH
- Griesson-de Beukelaer GmbH & Co. KG
- Griffin's Foods Ltd
- Griffith Foods Worldwide Inc. ◆
- Großekathöfer Convenience Food GmbH

◆ Voluntary submission

NON - SUBMITTERS

- Lácteos Industriales Agrupados S.A.
- LAND-LEBEN Nahrungsmittel Gesellschaft m.b.h
- LAURIERI S.r.l.
- LDC TRAITEUR
- Linden Foods Limited
- Lion Foods BV
- Lonka Sales B.V.
- Lutosa SA
- Mary Kay Inc.
- Masson Group Company Limited
- MCCAIN FOODS (AUST) PTY LTD
- Mead Johnson Nutrition Company
- Mette Munk A/S
- Michel et Augustin
- MILCAMPS
- Mitsui Chemicals, Inc.
- Mogyi Kft
- Mokate sp. z o.o.
- Mola BV
- MORATO PANE S.p.A.
- Moy Park Limited
- Münsterländische Margarine Werke J.Lülf GmbH
- Murray Goulburn Co-Operative Co. Limited
- Natais
- Natra SA
- Neste Oyj (Neste Corporation)
- Nestlé S.A.
- Newbridge Foods Limited
- NongShim co., Ltd.
- Nutreco International BV
- Nutrion Internacional SL
- Nutrition et Santé
- Oleificio Zucchi Spa
- Onion Specialties International BV
- Ornua Ingredients UK Limited
- Ottogi Corporation
- PATA SPA
- Peak Foods, LLC
- Peeters Produkten BV
- Post Holdings, Inc.
- Primacy Industries Limited
- PT Seasonal Supplies Indonesia
- PT. Sinar Meadow International Indonesia
- Qingdao Kingking A.C.Ltd
- Rausch Betriebsgesellschaft mbH
- Regals De Bretagne (part of CBE group)
- Rhodes Food Group
- Richardson Oilseed Eastern Canada Limite
- Roger & Roger
- Rolph & Rolph
- Royaan B.V.
- Sante A. Kowalski sp. j.
- Saraya Co Ltd
- SAS Devineau
- SC Johnson and Son, Inc
- Sensient Flavors Ltd
- SEPPIC SA
- Shearer's Foods LLC
- SICA DU GOUESSANT
- SIGNATURE SNACKS LLC
- Sintesi E Ricerca S.P.A Siglabile Ser S.P.A.
- SOCADO S.r.l.
- SPAK ORGOCHEM (INDIA) PVT. LTD.
- St Hubert
- St.Paul NV
- Stadtbäckerei Schaller GmbH
- Supreme Oil Company, Incorporated
- Svenska Cellulosa Aktiefbolaget SCA
- Swallowfield plc
- Switsbake Int AB
- The Coca-Cola Company
- Ton Savon, Inc.
- TOP Taste B.V.
- Töpfer GmbH
- Traou Mad SAS
- United Flowers For Vegetable Oils Co., Ltd.
- United Oil Processing and Packaging, S.A.E



Consumer Goods Manufacturers

SUBMITTERS

- Groupe Biscuits Leclerc Inc.
- Groupe GM Cosmética Portugal, SA ♦
- Gruma Oceania Pty Ltd
- Gruma SAB de CV
- Gruninger AG
- Gruppo Desa S.P.A.
- Gudrun Commercial NV
- H. & E. Reinert Westfälische Privat-Fleischerei GmbH
- Hada S.A.
- HARIBO Produktions GmbH & Co. KG.
- Harry-Brot GmbH
- Hela Gewürzwerk Hermann Laue GmbH ♦
- Hellema Hallum BV
- Helwa Wafelbakkerij BV
- Henkel AG & Co. KGaA
- Hochland Deutschland GmbH
- Holiday Ice BV
- House of Vantage Limited ♦
- Hovis Limited
- Huegli Holding AG
- HUG AG
- Hydrior AG
- IBIS Backwarenvertriebs-GmbH
- ICE CREAM FACTORY COMAKER SA
- Icelandic Group Holdings Limited
- IDILIA FOODS SL ♦
- IFFCO Pakistan Pvt. Ltd.
- In 2 Food Group (Pty) Ltd ♦
- INDUSTRIAS LÁCTEAS ASTURIANAS, S.A.
- International Flavors & Fragrances Inc.
- Intersnack Procurement B.V
- IREKS GmbH
- JACQUET PANIFICATION ♦
- JDS Foods Ltd
- Jeen International Corp.
- Jeyes Group Ltd
- John Drury & Co Ltd
- Johnson & Johnson
- Josef Manner & Comp AG
- JSC NMKG ♦
- Juan Y Juan S.L. ♦
- Justin's LLC
- Kambly SA Spécialités de Biscuits Suisses
- Kao Corporation
- Kappus Seifen GmbH Riesa & Co. KG
- Kellogg Company
- Kerry Group Plc
- KIND LLC
- Koninklijke Smilde BV
- KORONA CANDLES SPÓ?KA AKCYJNA
- Kraft Heinz Foods Company
- KU Kerzenunion GmbH
- Kuchenmeister GmbH
- L'Oreal
- La Boulangerie & Co
- LA FLOR BURGALESA, S.L.
- LA FOURNÉE DORÉE
- Laboratoires M&L SA ♦
- Lamb Weston / Meijer VOF ♦
- Lamb Weston Holdings, Inc.
- Landgenossenschaft Ennstal eGen
- Lantmännen ek för
- Le Petit Pain Holdings, LLC ♦
- LEIMER KG
- LES DELICES DES 7 VALLEES
- Lieken Brot- und Backwaren GmbH
- Lion Corporation
- Lithardt Holding GmbH
- LIVEN, S.A.
- Lorenz Nuss GmbH
- Lorenz Snack-World Holding GmbH
- Lotus Bakeries NV
- LSI-Germany GmbH ♦
- Ludwig Schokolade GmbH & Co. KG
- Magnolia Sp. z o.o. ♦
- Mann & Schröder GmbH ♦

NON - SUBMITTERS

- Valley Products Company
- Van Delft Biscuits BV
- Vanguard Soap
- VICENZI S.P.A.
- Watt's Comercial S.A.
- William Sword, Limited
- Wright's Pies (Shelton) Limited
- Zhejiang Jiahua Energy Chemical Industry Co., Ltd.
- ŽITO d.o.o
- ZPC FLIS SPOLKA JAWNA

Total: 181

♦ Voluntary submission



Consumer Goods Manufacturers

SUBMITTERS *(continued)*

- Mantinga
- Maple Donuts, INC
- Margarine Thibault inc.
- Mars, Incorporated
- Maruchan. Inc.
- McBride plc
- McCain Foods Europe BV
- McColgans Quality Foods Ltd
- Meiji Co., Ltd. ♦
- Menken Orlando BV
- Mimasu Cleancare Corp.
- Mobergarna AB
- MOGADOR s r.o. ♦
- Mondelez International, Inc
- Morning Foods Ltd
- Mulder Natural Foods
- Nairns OatCakes Ltd
- Natura Logistica E ServiÃšos Ltda
- Newlat S.p.A.
- Nissin Foods (USA) CO., Inc.
- Nissin Foods Élelmiszerek Magyarországi Kft
- Nomad Foods Europe Limited
- Nordex Holding A/S
- Nordgetreide GmbH & Co. KG
- Norte-Eurocao, S.L.U.
- NUOVA SESAC,SL
- NUTKAO s.r.l.
- NutriXo
- Nuttalex Food Products Proprietary Limited
- NV Biscuiterie Thijs
- Oerlemans Foods NL BV
- Oleificio Salvadori S.r.l.
- Oriflame Cosmetics Global S.A.
- Orkla ASA
- OTTO Cosmetic GmbH
- Oy Karl Fazer AB
- P&G
- Pågen AB
- Pally Biscuits BV
- PAOS INDUSTRIES SDN BHD ♦
- Park cakes Ltd
- Patties Foods Ltd
- Paulig Ltd.
- Peerless Holdings Pty Ltd
- PepsiCo
- Peter Kölln GmbH & Co. KGaA
- Peters Food Service Ltd
- PHOENIXY SRL
- Pierre Schmidt
- Pinnacle Bakery & Integrated Ingredients Pty Ltd
- Poppies International NV
- Popz USA LLC ♦
- Pork Farms Ltd
- Poznan Onion” Spółka Z Ograniczona Odpowiedzialnoscia”
- Premier English Manufacturing LTD
- Premier Foods Group Limited
- Prima Foods UK Ltd
- Princes Limited
- Productos Virgen del Brezo, S.A.
- PROMOL Industria de Velas, SA
- PT Mikie Oleo Nabati Industri
- PZ Cussons Plc
- Quality Irish Food Limited
- Quorn Foods Limited
- Raisio plc.
- Raps GmbH & Co.KG
- Rascal Confectionery Limited ♦
- RAUSCH AG Kreuzlingen
- Razzo Ltda
- Real Good Food Company plc
- Reckitt Benckiser PLC
- Remia C.V.
- Rich Holdings Inc.
- Richardson International Limited
- Royal FrieslandCampina N.V.
- Royal Steensma B.V.
- Royale Lacroix
- Rübzahl Schokoladen GmbH
- Rudolf Öl Meisterbäcker GmbH & Co KG
- RUF Lebensmittelwerk KG
- S & A - SOCIEDADE INDUSTRIAL DE APERITIVOS, S.A.
- S. Spitz GmbH
- S.A. Aigremont NV
- SAMWORTH BROTHERS LIMITED
- SANYO CHEMICAL INDUSTRIES, LTD.
- SARGENTS PTY LTD
- SAS Biscuits Poult
- SAS Cérélia
- Savane Brossard ♦
- Scandic Food A/S
- Schne-frost Ernst Schnetkamp GmbH & Co. KG
- Schreiber & Rupp GmbH
- Schwartauer Werke GmbH & Co.KGaA
- Sels Oel + Fett GmbH & Co.KG
- SENNA Nahrungsmittel GmbH & Co KG
- Senzora B.V. ♦
- Seventh Generation, Inc
- Shire Foods Limited ♦
- Shiseido Company Limited
- Shugar Soapworks, Inc.
- Signature Flatbreads (UK) LTD
- SmålandsMunken AB
- SMB (St Michel Biscuits)
- Snack Foods Limited
- Soapworks Limited
- Societe Industrielle De Bondues
- SOFIVO SAS ♦
- Solent International
- Solvay ♦
- Spaas Kaarsen NV
- Speedibake
- SPÓŁKA Z OGRANICZONĄ ODPOWIEDZIALNOŚCIĄ
- Stratas Foods LLC
- Struik Foods B.V.
- Sweet Tec GmbH
- Swinkels Snackery & Bakery B.V.
- Symingtons Ltd
- Taiyo Yushi Corp
- Takanashi Milk Products Co.,Ltd. ♦
- TAMANOHADA SOAP CORPORATION
- Tangerine Confectionery Ltd
- Tante Fanny Frischeig GmbH
- Teamfoods Colombia S.A.
- Ter Beke NV
- The Clorox Company
- The Estee Lauder Companies Inc.
- The Father’s Table
- THE GB FOODS S.A.
- The Hain Celestial Group, Inc
- The Hershey Company
- The J.M. Smucker Company
- The Jordans & Ryvita Company Ltd
- Thurn Produkte GmbH
- Tom Hannah (Agencies) Ltd.
- TOTTIS FOODS INTERNATIONAL S.A. ta TOTTIS BINGO S.A. ♦
- TreeHouse Foods, Inc.
- Trend Laboratories Pty Ltd
- Trenums Food AB
- Twincraft Skincare
- Unichips Italia S.P.A.
- Unilever
- Unilever Supply Chain Company AG
- United Biscuits
- VALENTIN TRAITEUR
- Valio Oy
- Van Den Doel BV
- Vandemoortele NV
- Ventura Foods, LLC
- Verdener Keks- und Waffelfabrik Hans Freitag GmbH & Co. KG
- VFI GmbH
- Vieira de Castro Produtos Alimentares S.A.
- Vitacuire SAS



Consumer Goods Manufacturers

SUBMITTERS *(continued)*

- Vortella Lebensmittelwerk W.Vortmeyer GmbH
- Vreugdenhil Dairy Foods
- W.D. Irwin and Sons Limited.
- Walter Rau Lebensmittelwerke GmbH
- Warburtons Ltd.
- Wernsing Feinkost GmbH
- Wessanen Nederland Holding BV
- Westfälische Lebensmittelwerke Lindemann GmbH Co. KG
- Weston Foods (Canada) Inc.
- Wewalka GmbH Nfg.KG
- Wikana Kekes- und Nahrungsmittel GmbH
- Wilhelm Reuss GmbH & Co. KG Lebensmittelwerk
- William Jackson Food Group
- World Cones NV
- WWF Operating Company
- Young's Seafood Ltd
- YSCO NV
- Zak?ad Wyrobów Cukierniczych Millano Krzysztof Kotas
- Zamek Lebensmittelwerke GmbH
- Zentis GmbH & Co KG
- Zott SE & Co KG ♦
- Zur Mühlen Gruppe Aps & Co. KG Hamburg

Total: 421



Retailers

SUBMITTERS

- ALDI Einkauf GmbH & Co. oHG
- ALDI International Services GmbH & Co. oHG
- Axfood AB
- Bofrost* Dienstleistungs GmbH & Co. KG
- Boots UK Limited
- C.I.V. Superunie B.A.
- Carrefour
- Compass Group PLC
- Coop Sverige AB
- Coop Switzerland
- Costco Wholesale Corporation
- CVS Health Corporation ♦
- DAVIS TRADING COMPANY LIMITED
- EDEKA ZENTRALE AG & Co. KG
- Etablissements Fr. Colruyt - Etablissements Fr. Colruyt
- Foodstuffs Own Brands Ltd
- Groupe CASINO
- IKEA
- Kaufland
- Kesko Food Ltd
- Krispy Kreme Doughnut Corporation
- LACTALIS BEURRES & CREMES
- LACTALIS NUTRITION DIETETIQUE
- Lidl Stiftung & Co.KG
- Loblaws Inc.
- Marks and Spencer plc
- McDonald's Corporation
- Metcash Trading Ltd
- METRO Group
- Rema 1000 Denmark A/S
- Restaurant Brands International Inc. ♦
- REWE Group on behalf of REWE-Zentral-Aktiengesellschaft Köln
- RODAN & FIELDS , LLC ♦
- Royal Ahold Delhaize N.V
- Sainsbury's Supermarket Ltd (J Sainsbury PLC)
- SCAMARK SA
- Sobeys National Merchandising Group
- SODEXO
- SOK Corporation
- Starbucks Corporation ♦
- Target Corporation
- Tesco Stores Ltd
- The Co-operative Group
- Thorntons Limited
- Waitrose Ltd
- Wal-Mart Stores, Inc
- Wendy's International, LLC
- Woolworths (Proprietary) Limited
- Woolworths Limited

NON - SUBMITTERS

- BAKO North Western (Group) Limited
- BFP Wholesale Limited
- Coles Supermarkets Pty Ltd
- COOP NORGE HANDEL AS
- Federation of Migros Cooperatives
- Jumbo Supermarkten B.V.
- Kaiser's Tengelmann GmbH
- Lactalis Nutrition Sant'À©
- Safeway, Inc.
- SPAR Österreichische Warenhandels - Aktiengesellschaft
- The ICA Group (ICA AB)
- Tim Hortons Inc.
- WM Morrison Supermarkets PLC

Total: 13

Total: 49

♦ Voluntary submission



Banks & Investors

SUBMITTERS

- ABN AMRO Bank N.V.
- African Agriculture Fund LLC
- ANZ Banking Group Limited
- BNP Paribas
- Citi
- Commerzbank AG
- Coöperatieve Rabobank U.A.
- Credit Suisse AG
- HSBC Holdings Plc
- International Finance Corporation (IFC)
- Koperasi Kredit Keling Kumang
- UBS AG

Total: 12

NON - SUBMITTERS

- ING Bank N.V.
- Standard Chartered Bank

Total: 2



Environmental NGOs

SUBMITTERS

- Borneo Orangutan Survival Foundation
- Cheyenne Mountain Zoo
- Conservation International
- Earth Innovation Institute
- EcoHealth Alliance Inc.
- Fauna & Flora International (FFI)
- Global Environment Centre
- HUTAN Kinabatangan Orang-utan Conservation Programme
- Indianapolis Zoological Society
- LEAP SPIRAL
- National Wildlife Federation (USA)
- NEPCon ♦
- Orang Utan Republik Foundation
- Orangutan Land Trust
- Point Defiance Zoo & Aquarium
- Rainforest Alliance
- San Diego Zoo Global
- Singapore Environment Council
- Stichting AIDEnvironment
- Sumatran Orangutan Society (SOS)
- The Zoological Society of London
- Union of Concerned Scientists
- Woodland Park Zoological Society
- WWF Indonesia
- WWF International
- WWF Malaysia
- WWF Switzerland
- ZOOLOGICAL PARKS BOARD OF NSW

Total: 28

NON - SUBMITTERS

- Atlanta Fulton County Zoo, Inc.
- Borneo Rhino Alliance (BORA)
- Wetlands International

Total: 3



Social NGOs

SUBMITTERS

- Both ENDS
- Forest Peoples Programme
- Humana Child Aid Society, Sabah
- LINKS (Lingkar Komunitas Sawit)
- Oxfam International
- Sabah Environmental Protection Association
- Sawit Watch
- Solidaridad
- UTZ
- Verite Southeast Asia

Total: 10

NON - SUBMITTERS

- Kantor perwakilan SNV di Indonesia
- Yayasan SETARA Jambi

Total: 2

♦ Voluntary submission

AFFILIATES

SUBMITTERS

- Admiral Testing Services (M) Sdn Bhd
- AgroVet GmbH
- ASEAN Oleochemical Manufacturers Group (AOMG)
- Autodisplay Biotech GmbH
- BGLZ Beratungsgesellschaft für Lieferketten und Zertifizierungen UG (haftungsbeschränkt)
- BioAp Biologia Aplicada S.A.S ♦
- BSI Group Assurance Limited
- Cirad
- Daniel Seligman
- Dato' Henry S. Barlow
- David Ogg and Partners Ltd
- Decarbonize Limited
- Exova Group (UK) Limited ta Exova BM Trada
- Federation of Dutch Grocery and Food Industry (FNLI)
- Federation of Oils, Seeds and Fats Associations Limited
- FEDIOL - EU Vegetable Oil and Proteinmeal Industry
- Fundaci3n Proyecci3n Eco-Social
- GFA Certification GmbH
- Girl Scouts of the USA
- Grupo Biz Colombia S.A.S (Agrobiz is our trade registered mark)
- Helikonía Advisory Sdn Bhd
- IBD Certifications
- International Dynamic Advisors, Sociedad Limitada
- Intertek Certification International Sdn. Bhd.
- ISACert B.V.
- Istituto Per La Certificazione Etica Ed Ambientale (ICEA)
- Malaysian Biodiesel Association (MBA)
- Murray FEDDERSEN
- NATURAL RESOURCES STEWARDSHIP CIRCLE (NRSC)
- NATURALEZA, ENERGÍA, SOCIEDAD S.A.S - NES NATURALEZA S.A.S
- NSF Knight Limited ♦
- OVID Verband der ölsaatenverarbeitenden Industrie in Deutschland e.V.
- PalmElit SAS
- Papua New Guinea Oil Palm Research Association Inc
- ProForest
- PT Daemeter Consulting
- PT Mutuagung Lestari
- PT Re Mark Asia
- PT SAI Global Indonesia
- PT SGS Indonesia ♦
- PT Sucofindo
- PT TUV Rheinland Indonesia
- PT. Gagas Dinamiga Aksenta
- Rio Tinto Minerals
- Siam Elite Palm Company Limited
- SIRIM QAS International Sdn Bhd
- T.S.L (Trading Services London)
- The Netherlands Feed Industry Association (NEVEDI)
- TRANSITIONS Bruno Rebelle et associé(e)s
- UNION DE PALMEROS DEL LITORAL ATLANTICO (UNPALA)
- Yanmar Kota Kinabalu R&D Center Sdn. Bhd.

Total: 51

NON - SUBMITTERS

- AkzoNobel
- Alfa Laval Malaysia Sdn Bhd
- Applied Agricultural Resources Sdn Bhd
- Asia Plantation Capital Pte Ltd
- Association Interprofessionnelle de la filière Palmier à huile (AIPH)
- Beautiful Cups B.V.
- Behn Meyer AgriCare (M) Sdn Bhd
- Control Union (Malaysia) Sdn Bhd
- COSMOLOG LOGISTICA LTDA
- CV. KOOMPASIA CONSULTANT
- De Guru Consulting, CV
- DuPont de Nemours (France) SAS
- EcoOils Limited
- EX Research Institute Ltd
- Federation of Dutch Grocery and Food Industry (FNLI)
- Flokstra Survey Bureau B.V.
- Food Reg AG
- GA EXPERTISE, INC
- Gabungan Industri Minyak Nabati Indonesia (GIMNI)
- GRANDEE PTE. LTD.
- Grofor - Deutscher Verband des Großhandels mit Ä-len, Fetten und Ä-lrohstoffen e.V.
- Hermes Equity Ownership Services
- IMACE
- Intelescope Solutions LTD
- ITS Testing Services (M) Sdn Bhd
- Johnson Matthey Chemicals GmbH
- JW Food Systems
- Kenso Corporation (M) Sdn Bhd
- Knowledge Integration Services India Pvt Ltd
- Malaysian Agri Hi-Tech Sdn Bhd
- National Edible Oil Distributors' Association
- National Institute of Oilseed Products
- Oil Palm Industry Corporation
- PT Alfa Laval Indonesia
- PT TRAKINDO UTAMA
- Sarawak Oil Palm Plantation Owners Association
- Schutter International BV
- SERVICE SYSTEMS ASSOCIATES, INC.
- Syngenta Crop Protection AG
- UNIVERSIDAD TECNOLÓGICA DEL USUMACINTA
- Vereniging voor de Bakkerij- en Zoetwarenindustrie (VBZ)

Total: 41

♦ Voluntary submission

- Aceto B.V.
- Aimia Foods Limited
- anona GmbH
- Anton's Best Oy
- Arthur branwell & Co Ltd
- ATLANTIC Chemicals Trading GmbH
- B. Engelhardt & Co AB
- B. Foods Product International Co., Ltd
- B.V. Vurense Snackindustrie
- backaldrin International The Kornspitz Company GmbH
- Bäcker GmbH
- Bagel Bakery Gesellschaft mit beschränkter Haftung
- Bagos Bun Bakery Ltd
- Bairralimentar, LDA
- Banketbakkerij De Maro" BV"
- Banketfabriek Gebr. van Rooij B.V.
- Beluša Foods s. r. o.
- Blenders
- Bon Tuonti Oy
- Bottoli S.p.A. Industria Panificazione
- Braas Brood- en Banketbakkerij B.V.
- Brenntag Slovakia s.r.o.
- Brood- en Banketbakkerij H.B. De Paauw BV
- BRUAL SA DE CV
- Brunel Healthcare Manufacturing Ltd
- Buchanans (Scotland) Limited
- Bürger GmbH & Co KG
- Cambrian Solutions Inc.
- CARIF-SA
- Carleton Cake Company Limited
- Carletti A/S
- Chaveevan International Foods Company Limited
- Chocolats Halba, Division der Coop, Basel
- Club Trading & Distribution Pty. Ltd.
- Colep Bad Schmiedeberg GmbH
- Concorp Holding B.V.
- Condeli GmbH
- Cornu
- Coronet Cake Company ApS
- Creative Natural Products, Inc. dba Chocolive
- Dale Farm (Lakeland) Ltd
- David Wood Baking Ltd
- DMW s.r.o.
- Dr. Willi Knoll GmbH & Co. KG
- Du Bois de La Roche
- Duesberg medical GmbH
- Dynamic Blending Specialists Inc.
- East Balt BV
- ED&F Man Holdings Ltd.
- Excellent Food & Snacks B.V.
- F Duerr & Sons Ltd
- Fairfax Meadow Europe Limited
- Farmhouse Biscuits Limited
- Farüchoc Schokoladenfabrik GmbH & Co. KG
- Fauser Vitaquellwerk KG (GmbH&Co.)
- Ferdinand Teschl GmbH
- Fiddes Payne Limited
- Fischer Brot GmbH
- Freiburger Lebensmittel GmbH & Co, Productions- und Vertriebs KG
- Frijling B.V.
- Frutarom Savory Solutions GmbH
- Fuchs GmbH & Co. KG
- Fuerst Day Lawson Limited
- Fusco Foods Ltd
- Gb Ingredients Ltd
- Geary's Bakeries Ltd
- Geestland Putenspezialitäten GmbH & Co. KG
- Gehring-Montgomery, Inc
- Genossenschaft Metzgermeister St.Gallen und Umgebung
- Georg Parlasca Keksfabrik GmbH
- Giles Foods Limited
- Global Wax Solutions S.L.
- GoodLight Natural Candles, LLC
- Greenspeed
- Gutscher Mühle Traismauer GmbH
- HACO AG
- Handmade Speciality Products Limited
- HARKE Chemicals GmbH
- Hawkins Watts Limited
- HAYDEN VALLEY FOODS, INC.
- Hill Country Bakery, LLC
- Hochwald Foods GmbH
- House of Flavors, Inc.
- Huober Brezel GmbH + Co Erste Württembergische Brezelfastrik
- Industria Alimentare Ferraro srl
- INDUSTRIA CONO ARTIC S.A.S. DI SILVIO ARTINA E C.
- Inka Crops SA
- Instantina Nahrungsmittel Entwicklungs- und Produktions GmbH
- INVENTIVE FOOD TECHNOLOGY (ZQ) LTD
- IPC Process-Center GmbH & Co. KG
- IVC Nutrition Corporation
- Jacobsens Bakery Ltd
- JLM Global Foods Limited
- Kaona Poultry Co.,Ltd
- Kessler & Comp. GmbH & Co. KG
- Kimäs Chocolates N.V.
- King Food Bohemia s. r. o.
- Kinnerton (Confectionery) Company Ltd
- Koch's Torma
- Kolafabriken i Sverige AB
- KOYO MERCANTILE CO., LTD.
- Kronos Foods Corp.
- Laboratoire Mergens SA
- LABORATORIOS MIRET S.A.
- Lacrem, S.A.
- LANDHOF GesmbH & Co KG
- Lebkuchen-Schmidt GmbH & Co. KG
- Libra Speciality Chemicals Limited
- Lilly's Cakes NV
- Liodry Foods
- Lipomaidan Cosmetic Production GmbH
- Lübecker Marzipan-Fabrik v. Minden & Bruhns GmbH & Co. KG
- M & K Group Pty Ltd
- Malviala Oy
- Mani GmbH
- Mario International Group OÜ
- Märkische Geflügelhof-Spezialitäten GmbH
- McKenzie Biscuits
- MDS Holding GmbH & Co. KG
- Middleton Food Products Limited
- Ming Fai Enterprise International Company Limited
- Ministry of Cake Ltd
- Morrison Lamothe Inc.
- Mourik Woerden B.V.
- Mueller Fleisch GmbH
- Nation Pizza Products LP
- NMK B.V.
- Nopa Nordic A/S
- Nordiska Aktiebolaget Donut
- Northumbrian Fine Foods Limited
- Nutkao USA Inc.
- Nutrakem Sdn Bhd
- ODW Frischprodukte GmbH
- Oldenburger Geflügelspezialitäten GmbH & Co. KG
- Omya (Schweiz) AG
- Ontario Inc ta Donut Time
- Ospelt Food GmbH
- PAN CENTURY SURFACTANTS INC.
- Panelto Foods
- Paniflower N.V.
- Papoutsanis S.A.
- Paterson Arran Ltd.
- Pfahnl Backmittel GmbH
- Pfeifer & Langen GmbH & Co. KG

◆ Voluntary submission

ASSOCIATES

SUBMITTERS *(continued)*

- Polygon Chemie AG
- Praline Holdings Pty Ltd
- PROVYDA PTY LIMITED
- Rita Corporation
- Roil Foods Limited
- Roma NV
- Romix Foods Limited
- Roskam Baking Company
- Royal Fassin BV
- Salzburg Schokolade GmbH
- Sandy's Bakehouse Ltd
- Sargents Bakeries Ltd
- Schmedes Industrie- und Handelsausrüstung GmbH
- Sel Chemie B.V.
- Servicios Cargobulk Limitada
- SIA Premium Chocolate"
- Silvestri Sweets, Inc. dba Carousel Candies/Art Coco Chocolate
- Snowbird foods Limited
- SOCIETE BEURRIERE DE RETIERS
- SORGER Wurst- und Schinkenspezialitäten GmbH
- Southern Oil Pty Ltd
- Soya Group Kft
- State Fair Mini Donuts U.S.A., Inc.
- Stearinos Ltd.
- Steven-Roberts Originals, LLC
- SunTree Snack Foods, LLC
- T C Fines & Sons
- TARBAL FOOD, S.L.
- TasteTech Ltd
- Taylors The Bakers 2011 Limited
- TC Brød ApS
- TFC Australia Pty Ltd
- The Bread Roll Company Ltd
- The Cape Town Toiletry Company (Pty) Ltd
- Tods of Orkney Limited
- Toffee Tec GmbH
- Tower Bakery
- TREFIN
- Ultrapharm Limited
- Van Dijk Banket BV
- VENTA DE ESPECIALIDADES QUIMICAS S.A.
- Vermont Country Soap Corporation
- VHC Jongens B.V.
- VOA Foods Limited
- Walkers Chocolates
- Walter Shearer Limited Trading as Shearer Candles
- Warrens Bakery Limited
- WHG Weißbrotbäckerei Handels-Gesellschaft mbH
- Wojnar's Wiener Leckerbissen Delikatessenerzeugung GmbH
- Wolf ButterBack KG
- XOX Gebäck GmbH
- Yeo Valley
- ZAKŁAD PRODUKCJI CUKIERNICZEJ NORD" Sp. z o.o."

Total: 197

SUBMITTERS

NON - SUBMITTERS

Grand Total: 1160

Grand Total: 432



3. Suspended and Terminated Members

The Roundtable on Sustainable Palm Oil (RSPO) has taken action against RSPO member companies/organisations for not submitting the Annual Communication of Progress (ACOP).

Companies/Organisations that have not submitted their ACOP reports will face the following actions:

- **Termination:** Non-submission of ACOP reports for 3 consecutive years
- **Suspension:** Non-submission of ACOP reports for 2 consecutive years

Companies/Organisations that have had their RSPO membership terminated will have all their membership privileges revoked as well. This includes their RSPO Trademark License, their certificates and/or trade of CSPO, which will cease to be valid from September 18th, 2016.

Companies/Organisations that have had their RSPO membership suspended will have all their membership privileges revoked with immediate effect. However, there will be a grace period of 30 days before their certificates, trade of CSPO and RSPO Trademark License will cease to be valid.

3.1

LIST OF SUSPENDED AND TERMINATED MEMBERS BY CATEGORY



Palm Oil Growers

SUSPENDED

- PT MUSI WAHANA NABATI

Total: 1

TERMINATED

- Estet Pekebun Kecil Sdn Bhd (ESPEK)

Total: 1



Processors & Traders

SUSPENDED

- 3F Industries Limited
- amtradeco
- BiologoN Gesellschaft m.b.H.
- Industrial de Oleaginosas Americanas S.A
- Lao Thong Seng Co. Ltd.
- PT. KURNIA TUNGGAL NUGRAHA
- TEGAP BUMIJAYA SDN BHD
- Trafigura PTE Ltd
- United Fleet Palms Sdn. Bhd.
- Zanyu Technology Group Co., Ltd.

Total: 10

TERMINATED

- Olivia Impex Pvt Ltd
- AGRICODE BIO-TECHNOLOGY PTE. LTD
- AG SOURCE (SINGAPORE) PTE LTD
- Artistic Support Sdn Bhd
- Australian Renewable Fuels Ltd
- AYINA SDN. BHD.
- Gulf Asia Oils and Fats Sdn Bhd
- MRS REALTY PRIVATE LIMITED
- M/S HARKARAN DASS VEDPAL
- Platinum NanoChem Sdn. Bhd.
- PT Cisadane Raya Chemicals
- PT Trenergy Biomasse Indonesia
- Tianjin Julong Trade Co.,Ltd
- ZHEJIANG PROVINCIAL LIGHT AND TEXTILE INDUSTRY
- Zhejiang Jiabao Chemical Co., Ltd

Total: 15



Consumer Goods Manufacturers

SUSPENDED

- The Coca-Cola Company
- LAURIERI S.r.l.
- Ton Savon, Inc.
- Watt’s Comercial S.A.
- Zhejiang Jiahua Energy Chemical Industry Co., Ltd.

Total: 5

TERMINATED

- Broad Oak Toiletries Limited
- Masson Group Company Limited
- Traou Mad SAS
- Valley Products Company

Total: 4



Retailers

TERMINATED

- Kaiser’s Tengelmann GmbH

Total: 1

AFFILIATES

SUSPENDED

- National Edible Oil Distributors’ Association
- Syngenta Crop Protection AG

Total: 2

TERMINATED

- JW Food Systems
- UNIVERSIDAD TECNOLOGICA DEL USUMACINTA
- Oil Palm Industry Corporation
- Malaysian Agri Hi-Tech Sdn Bhd
- Hermes Equity Ownership Services
- National Institute of Oilseed Products
- EcoOils Limited

Total: 7

SUSPENDED

Grand Total: 18

TERMINATED

Grand Total: 28

4. Members' Use of Supply Chain Models

R SPO has two certification systems, which involve third-party certification bodies. The first system is to ensure that palm oil is produced sustainably and is known as “Principles & Criteria certification” for growers/producers. The second system is to ensure the integrity of

the trade in sustainable palm oil, i.e. that palm oil sold as sustainable palm oil, has indeed been produced by certified plantations. This system is called “Supply Chain certification” and consists of four supply chain models.



Identity Preserved (IP) Palm Oil

Sustainable palm oil from a single identifiable certified source is kept separately from ordinary palm oil throughout the supply chain.



Segregated (SG) Palm Oil

Sustainable palm oil from different certified sources is kept separately from ordinary palm oil throughout the supply chain.



Mass Balance (MB) Palm Oil

Sustainable palm oil from certified sources is mixed with ordinary palm oil throughout the supply chain. Mixing of sustainable and conventional palm oil is allowed if it is monitored administratively through the RSPO PalmTrace: www.palmtrace.rspo.org

Book & Claim (B&C) Palm Oil

The supply chain is not monitored for the presence of sustainable palm oil. Manufacturers and retailers can buy RSPO Credits from RSPO-certified growers, crushers and independent smallholders.



PALM OIL GROWERS

4.1

As can be seen in the table, the most popular supply chain model reported was Mass Balance, with over half of all submissions from growers noting this supply chain model. Conversely, the Segregated model was the least popular, followed by B&C.

COMPANIES	SUPPLY CHAIN USE 2015					SUPPLY CHAIN USE 2016				
	BC	MB	SG	IP	ND	BC	MB	SG	IP	ND
Aceites Manuelita S.A.	■	■	■	■	■		■			
ACEITES S.A.					■		■			
AGRIVAR: Agro Industrie Variée	■	■	■	■	■		■		■	
Agroaceite, S.A.					■			■		
Agrocaribe				■					■	
Agroindustrias De Mapastepec Sa De Cv							■			
Agropalma Group	■		■	■				■	■	



SUPPLY CHAIN USE 2015

SUPPLY CHAIN USE 2016

COMPANIES	2015					2016				
	BC	MB	SG	IP	ND	BC	MB	SG	IP	ND
Alpha Capital										
Archer Daniels Midland (ADM)										
BENTA WAWASAN SDN BHD										
Boustead Plantations Berhad										
BUMITAMA AGRI LTD										
Cargill Incorporated										
Chumporn Palm Oil Industry Public Company Limited										
Comercializadora Internacional Ciecopalma S.A.										
Community Enterprise Group - Suratthani										
Community enterprise growers palm oil and palm oil sustainability. Sikao - Wangwiset										
Compañía Industrial Aceitera CotoCincuenta y Cuatro S.A										
Cooperativa de Produccion Agropecuaria de Campesinos Salama Limitada										
DAABON Group										
DekelOil										
Equatorial Biofuels plc/Equatorial Palm Oil PLC										
Extractor del Sur de Casanare S.A.S.										
Extractor El Roble S.A.S										
Extractor Frupalma S.A.										
FEDEPALMA - National Federation of Oil Palm Growers of Colombia										
FELDA										
FELDA GLOBAL VENTURES HOLDINGS BERHAD										
First Resources Limited										
Genting Plantations Berhad										
Global Palm Resources Holdings Ltd.										
Godrej Industries Limited										
Golden Agri-Resources Ltd										
Golden Veroleum (Liberia) Inc. (GVL)										
Goldtree (S.L.) Ltd										
Goodhope Asia Holdings Ltd.										
Grupo Jaremar										
Hacienda La Cabaña S.A.										
Hap Seng Plantations Holdings Bhd										
HONDUPALMA										
Industrial Danec SA										
Industrias Aceiteras del Caribe de Honduras (HONDUCARIBE-ECARA)										
Industrias Ales C.A.										
Industrias de Jabones y Detergentes Las Palmas, S. A.										
Innoprise Plantations Berhad										
IOI Corporation Berhad										
Johor Corporation										
KRETAM HOLDINGS BERHAD										
Kuala Lumpur Kepong Berhad										
KUD Tani Subur										



SUPPLY CHAIN USE 2015

SUPPLY CHAIN USE 2016

COMPANIES	2015					2016				
	BC	MB	SG	IP	ND	BC	MB	SG	IP	ND
Kulim (Malaysia) Berhad	■	■	■			■	■		■	
Lam Soon Plantations Sdn Bhd	■	■	■	■	■					■
M.P. Evans Group PLC	■	■				■	■			
Mados's Holdings Sdn Bhd	■	■	■	■	■					■
Mong Reththy Investment Cambodia Oil Palm Co, Ltd (MRICOP)				■					■	
N.Y.Hiew (Holdings) Sdn Bhd	■	■	■	■	■		■			
Nacional Agro Industrial, S. A.		■					■			■
NaturAceites S. A.		■					■		■	
Natural Habitats Group				■					■	
Noble Plantations Pte Ltd	■								■	
NORPALM GHANA LIMITED		■					■			
Olam International Limited		■	■		■		■			■
OLEOFLORES S A S	■	■	■	■	■		■			
PALMACEITE S.A.							■			
Palmas del Cesar S.A.	■	■	■	■	■		■			
Palmas del Ixcan	■	■	■	■	■					■
Palmeras de la Costa S.A.	■	■	■						■	
Poligrow Colombia Ltda					■				■	
PPB Oil Palms Berhad		■	■		■		■		■	
PT Agrowiratama				■			■		■	
PT Austindo Nusantara Jaya Agri	■	■				■	■			
PT Bakrie Sumatera Plantations TBK		■					■			
PT Berkat Sawit Sejati		■					■	■	■	
PT Bukit Barisan Indah Prima					■					■
PT Cipta Usaha Sejati	■	■	■	■	■		■			■
PT DHARMA SATYA NUSANTARA	■	■	■	■	■		■	■	■	
PT FIRST LAMANDAU TIMBER INTERNATIONAL	■	■	■	■	■					■
PT Harisa Agro Lestari	■	■	■	■	■					■
PT Inti Indosawit Subur	■	■		■		■	■		■	
PT Ivo Mas Tunggal	■	■	■				■	■	■	
PT Mentari Pratama					■					■
PT Musim Mas				■				■	■	
PT Perkebunan Nusantara III		■					■			
PT Perkebunan Nusantara IV (PERSERO)	■	■				■				
PT PP London Sumatra Indonesia Tbk	■					■	■		■	
PT Rimba Mujur Mahkota							■			
PT Salim Ivomas Pratama Tbk	■						■		■	
PT Sampoerna Agro	■	■					■			
PT Sawit Sumbermas Sarana		■					■		■	
PT Siringo Ringo		■					■			
PT SMART Tbk	■	■	■				■	■	■	
PT Swakarsa Sinarsentosa		■					■			
PT Tri Bakti Sarimas	■	■	■	■	■					■
PT Triputra Agro Persada	■	■	■	■	■		■			
PT Tunas Baru Lampung Tbk		■					■			
PT. Barumon Agro Sentosa	■					■	■			
PT. Brahma Binabakti					■		■			
PT. DENDYMARKER INDAHLESTARI		■				■	■			



SUPPLY CHAIN USE 2015

SUPPLY CHAIN USE 2016

COMPANIES	2015					2016				
	BC	MB	SG	IP	ND	BC	MB	SG	IP	ND
PT. Eagle High Plantations Tbk		MB				BC	MB			
PT. Gawi Bahandep Sawit Mekar	BC	MB	SG	IP	ND	BC	MB			
PT. GAWI MAKMUR KALIMANTAN					ND		MB			
PT. Sawindo Kencana	BC	MB	SG	IP	ND		MB			
PT. Unggul Lestari	BC	MB	SG	IP	ND				IP	
R.E.A. Holdings Plc	BC					BC	MB			
Saikueng Bansawan Community Enterprise						BC	MB			
Savonnerie Tropicale S.A				IP		BC			IP	
SAWIT KINABALU SDN. BHD.	BC	MB	SG	IP	ND	BC				ND
SIAT SA	BC					BC	MB			
SIPEF Group	BC	MB	SG			BC		SG	IP	
SIPEF-CI	BC	MB	SG	IP	ND					ND
Socfin Group (PT Socfindo and Socfinco SA)	BC	MB	SG				MB		IP	
Sociedad Industrial Dominicana	BC	MB	SG	IP	ND		MB			
SOTRADER (Societe Gabonaise De Transformation Agricole)	BC	MB	SG	IP	ND	BC				ND
Srijaroen Sustainable Oil Palm Production Community Enterprise Group	BC	MB	SG	IP	ND	BC	MB			
TDM Plantation Sdn Bhd		MB	SG				MB		IP	
TECK GUAN HOLDINGS SDN. BHD.						BC	MB			
Tian Siang Holdings Sdn Bhd	BC		SG			BC	MB		IP	
TSH Resources Berhad	BC	MB	SG	IP	ND		MB			
TWIFO OIL PALM PLANTATIONS LIMITED		MB				BC	MB			
United Palm Oil Industry Public Company Limited (UPOIC)		MB					MB			
United Plantations Bhd	BC	MB	SG	IP				SG	IP	
Univanich Palm Oil Public Company Limited (Thailand)	BC	MB					MB			
UPOIC Nuakhlong-Khaopanom	BC	MB	SG	IP	ND					ND
Volta Red Limited	BC	MB	SG	IP	ND					ND
Watawala Plantations PLC	BC	MB	SG	IP	ND					ND
Wild Asia Sdn. Bhd. (Wild Asia Group Scheme)	BC	MB								ND
Wilmar International Limited	BC	MB	SG	IP	ND	BC	MB			



PROCESSORS AND TRADERS – PRIMARY AND SECONDARY*

4.2

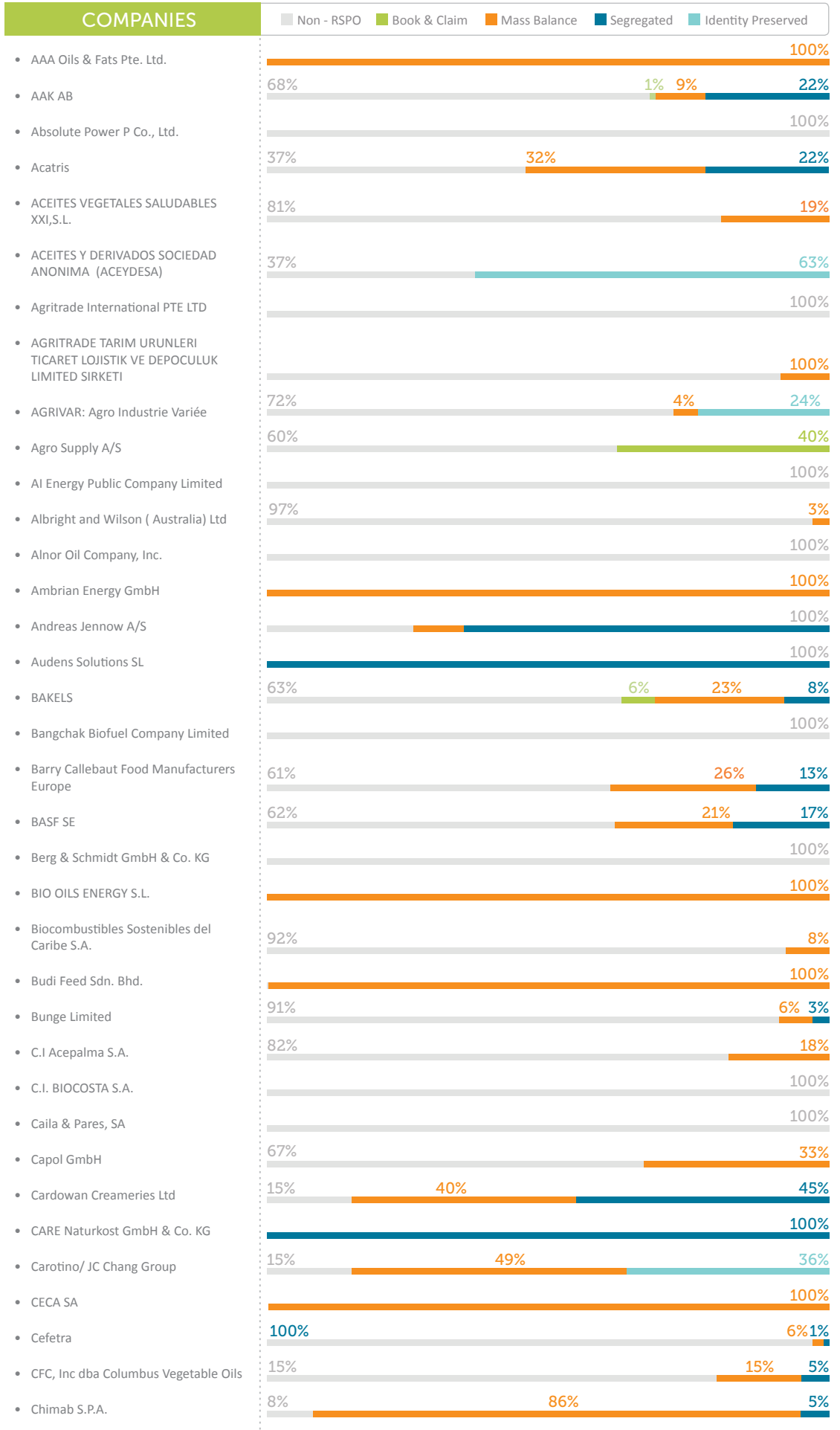
There appear to be a number of processor members who have reported incomplete or missing data, which has affected the accuracy of this initial analysis. 12 processors members were removed from the data set because they did not report their total palm oil usage. This has not allowed us to calculate what percentage their CSPO usage represents. A further 3 processor members were removed from the data set because of incomplete data.

In terms of the uptake of different supply chain models, 33 out of 293 processors reported 100% CSPO. Mass Balance and Segregated were the most popular supply chain models.

* Primary refers to the registered RSPO membership sector of the submitter and their main business activity. Secondary refers to the minor and/or additional business activity of the submitter



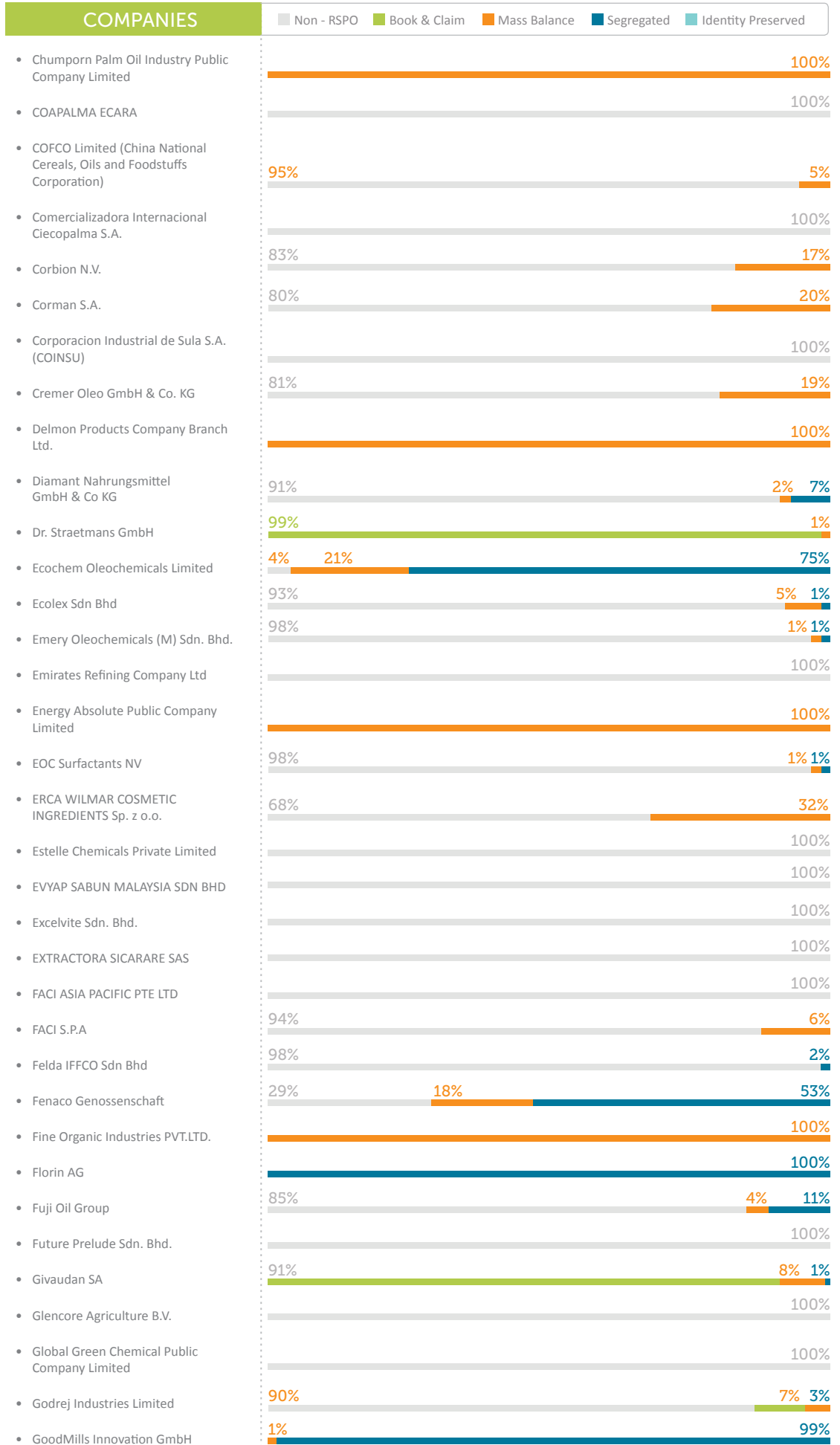
**Processors
& Traders**
PRIMARY





Processors
& Traders

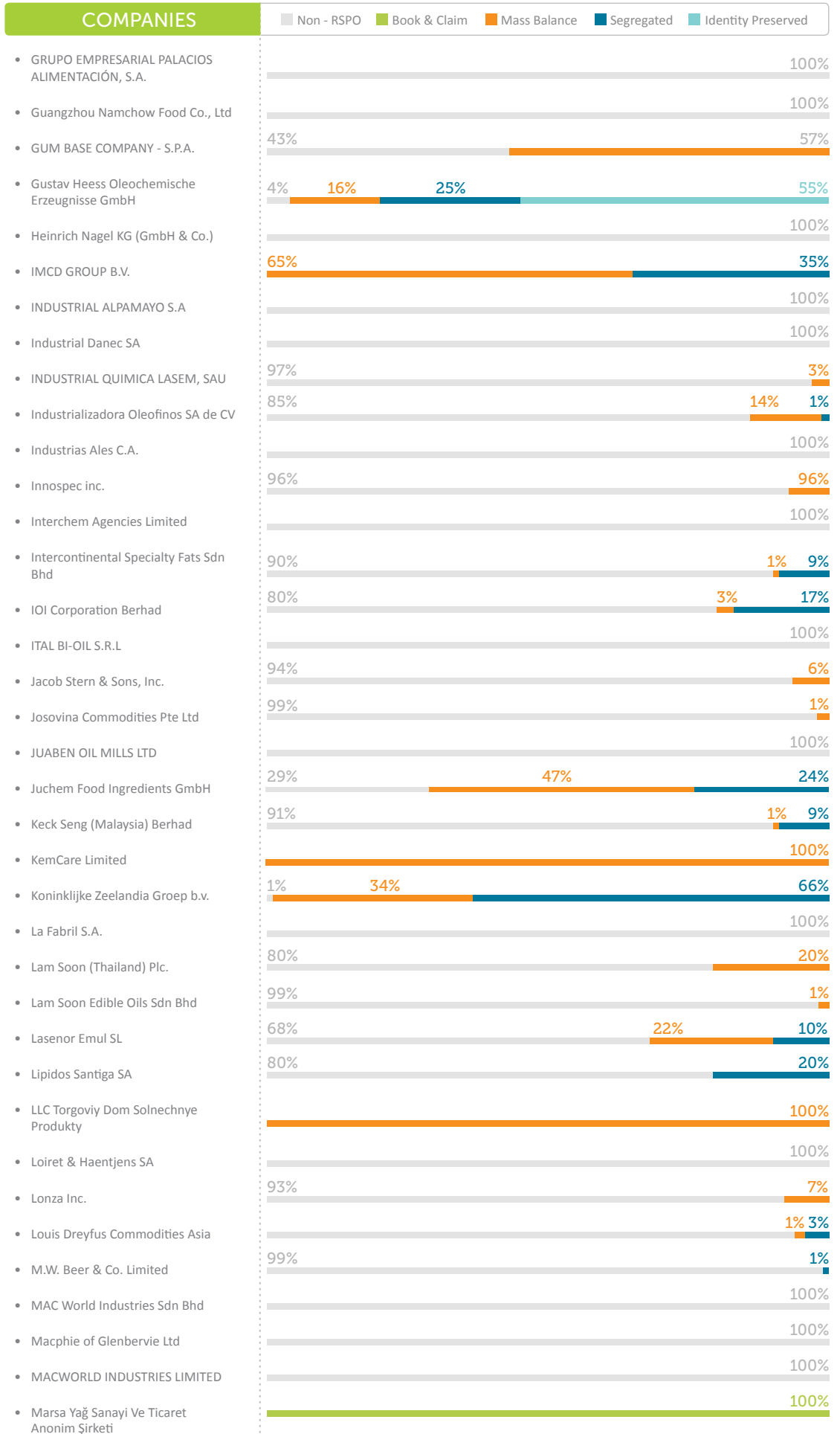
PRIMARY





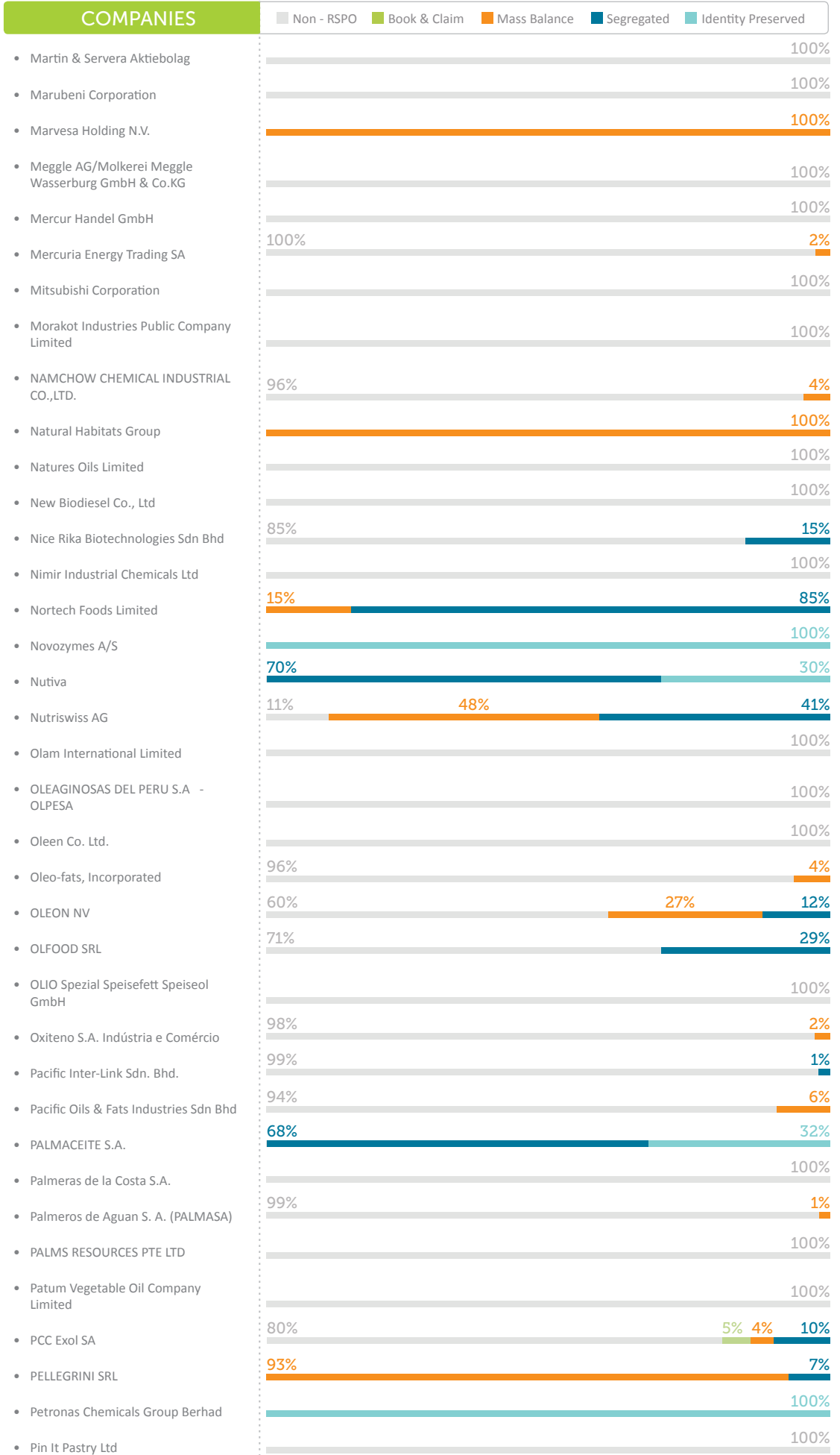
Processors
& Traders

PRIMARY



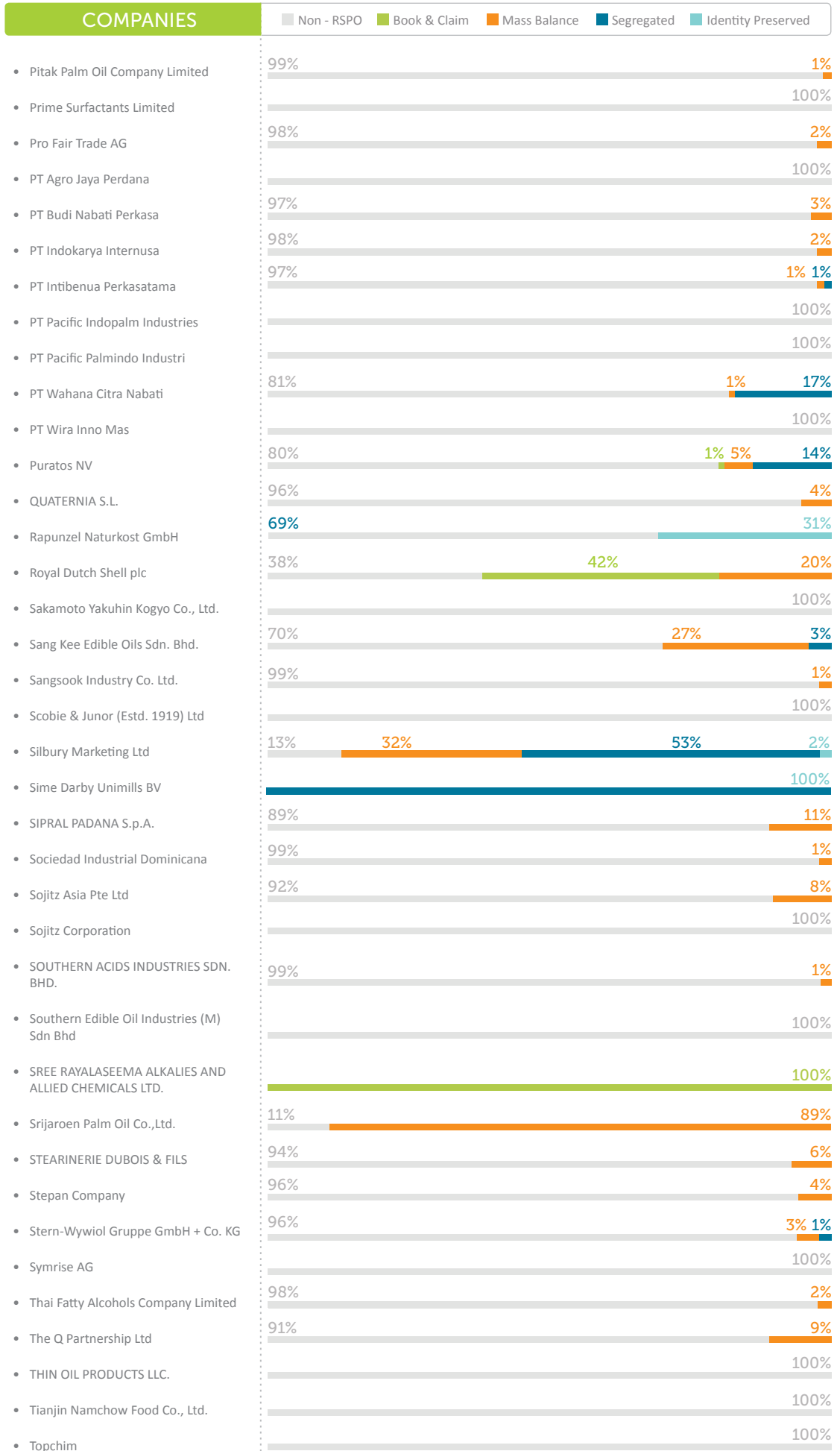


**Processors
& Traders**
PRIMARY





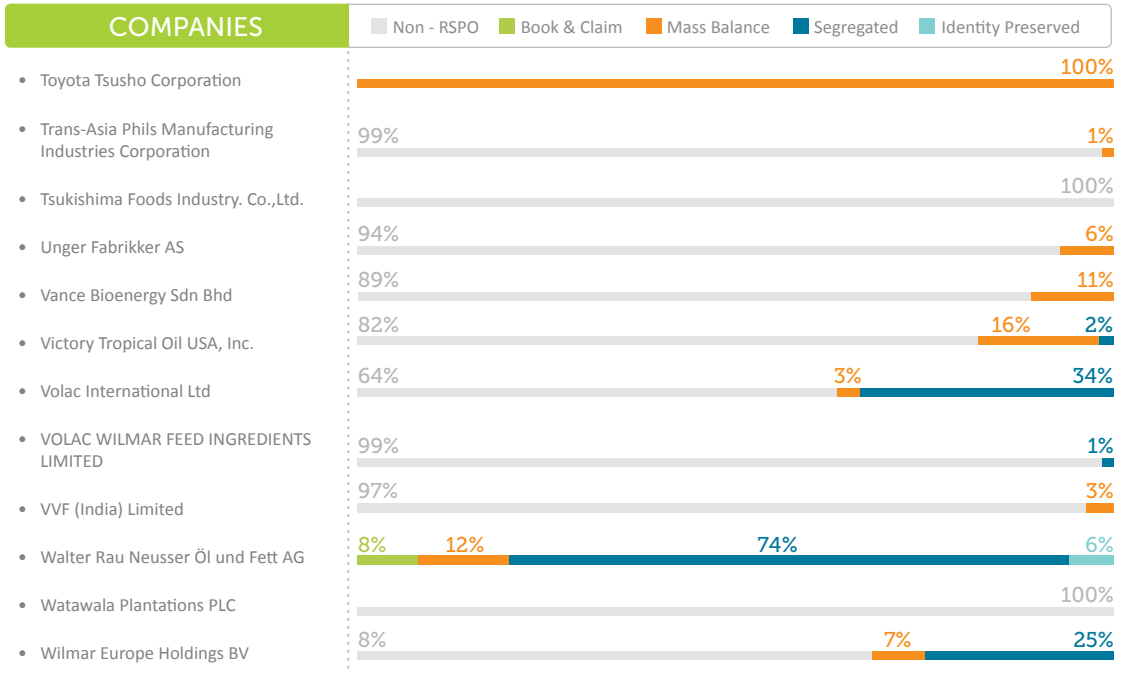
**Processors
& Traders**
PRIMARY





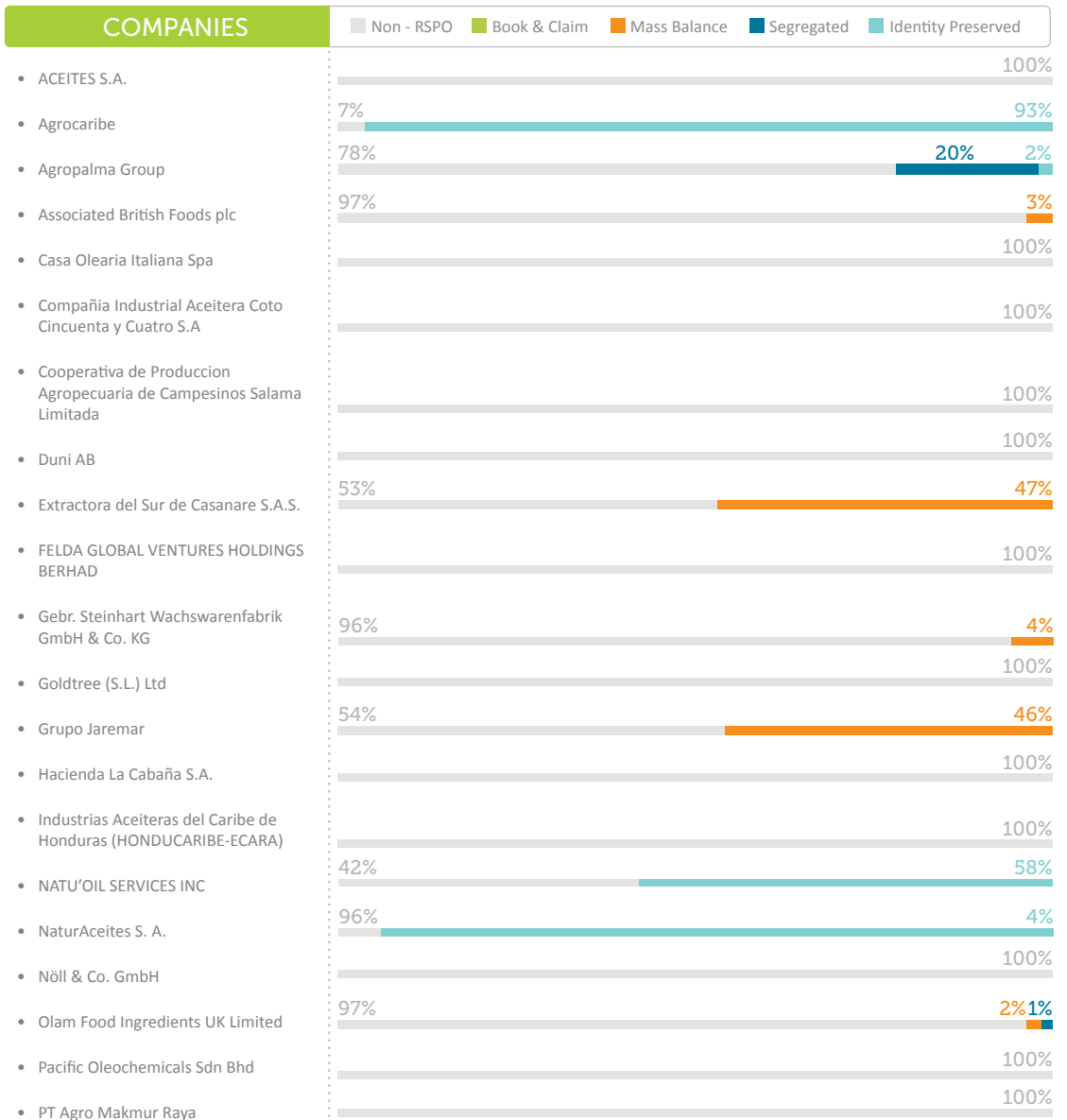
Processors & Traders

PRIMARY



Processors & Traders

SECONDARY





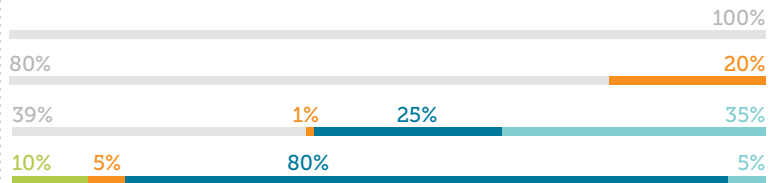
Processors & Traders

SECONDARY

COMPANIES

■ Non - RSPO ■ Book & Claim ■ Mass Balance ■ Segregated ■ Identity Preserved

- SAWIT KINABALU SDN. BHD.
- SIAT SA
- United Plantations Bhd
- Wessanen Nederland Holding BV



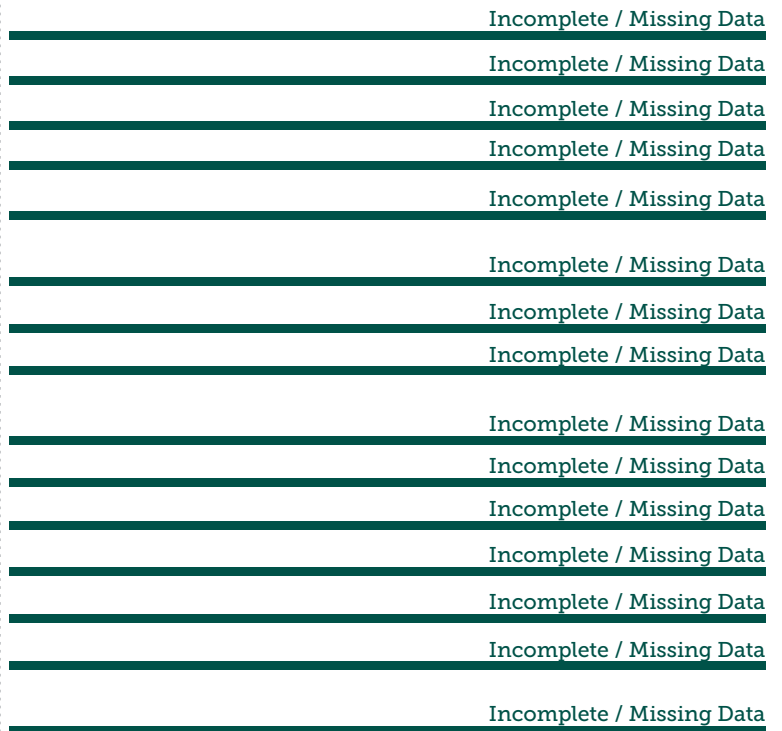
Processors & Traders

REMOVED

COMPANIES

■ Incomplete / Missing Data

- LLC KRC EFKO-Kaskad
- Manildra Group
- Cargill Incorporated
- Dr Julius Pompe OHG & Co GmbH
- Golden Agri-Resources Ltd
- Fábrica de Grasas y Productos Químicos Limitada, Grasco Limitada
- Global Agri-Trade Corporation
- IFFCO (MALAYSIA) SDN. BHD.
- Inter-Continental Oils and Fats Pte Ltd (ICOF)
- LFI (UK) Ltd
- Mewah Group
- Sun Ace Kakoh (Pte) Ltd
- Unigra s.r.l.
- Wilmar International Limited
- AB Fortum Värme samägt med Stockholms stad

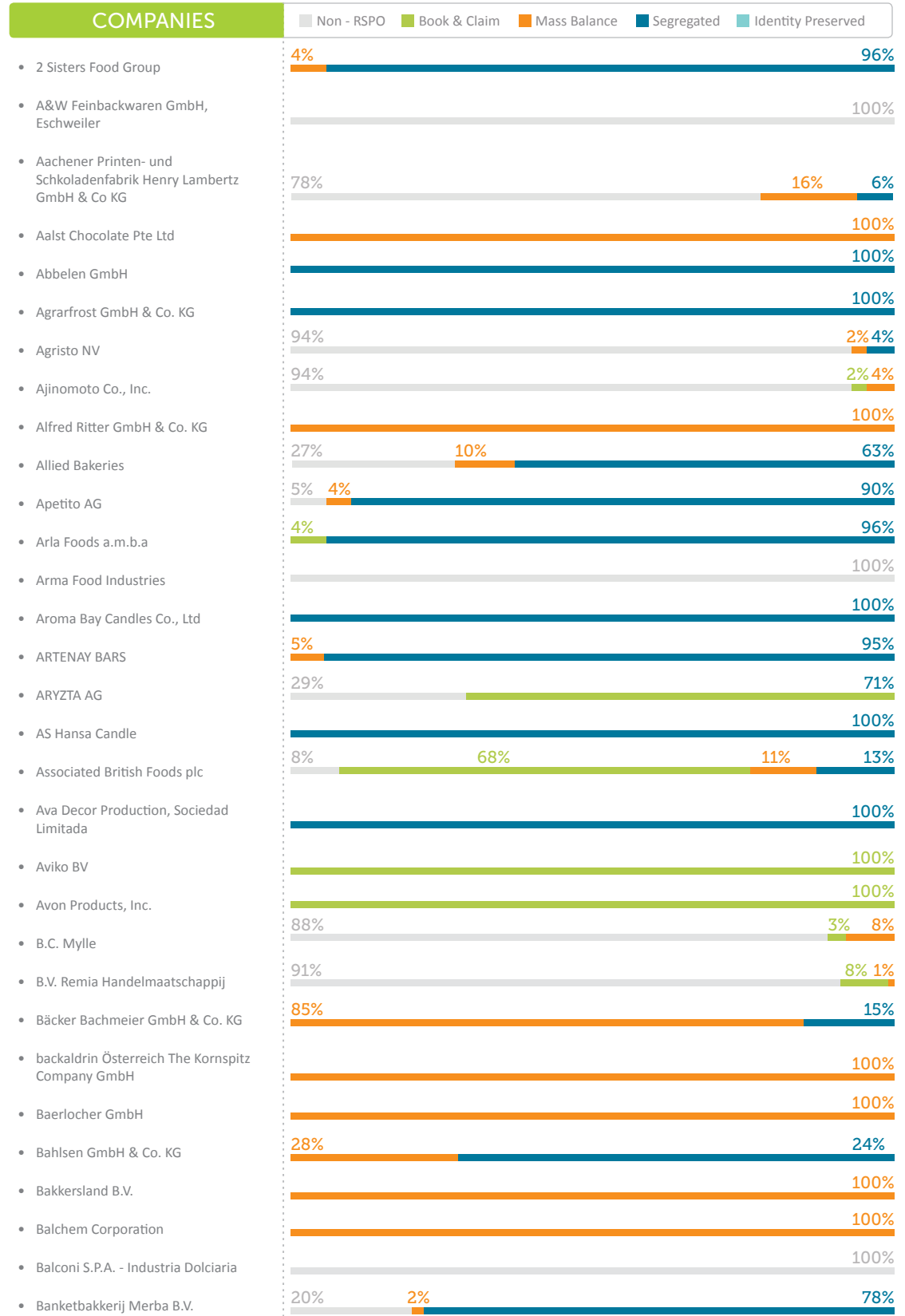




CONSUMER GOODS MANUFACTURERS (CGM) – PRIMARY AND SECONDARY

Seven CGM members were removed from the data set due to errors in data. 10 CGM members were removed from the data set because they reported more CSPO usage than total palm oil usage.

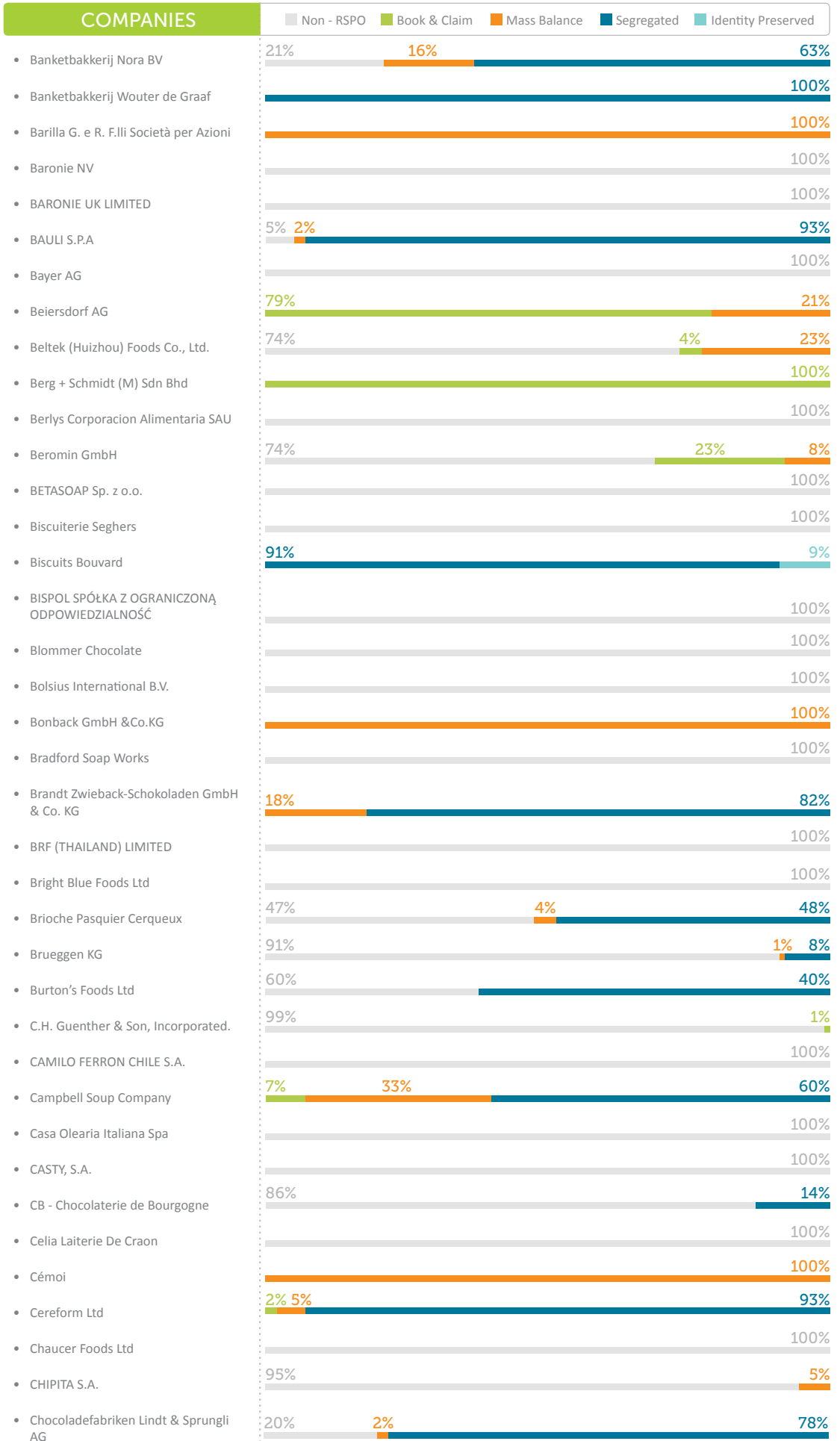
PRIMARY





Consumer Goods
Manufacturers

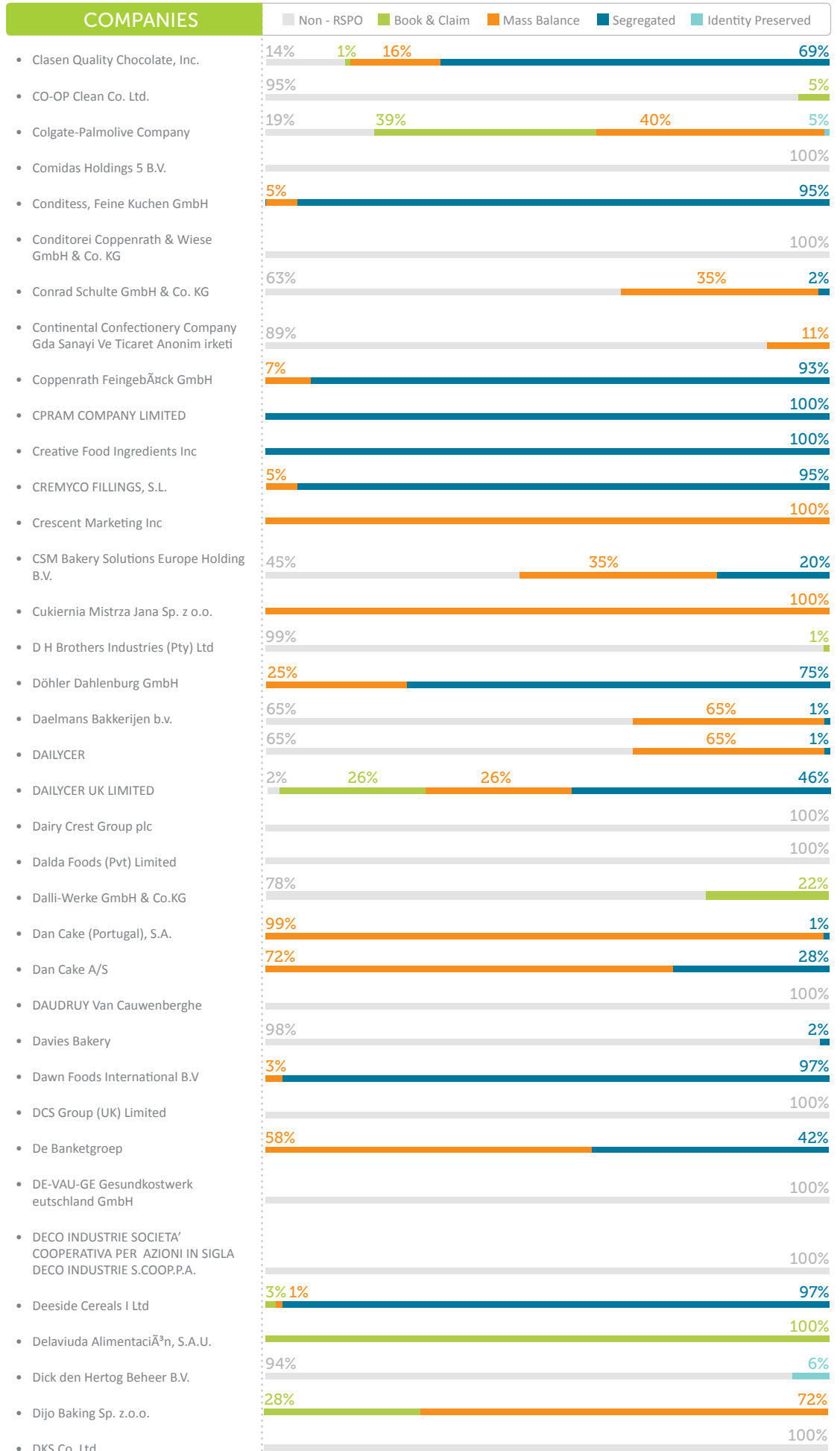
PRIMARY





Consumer Goods Manufacturers

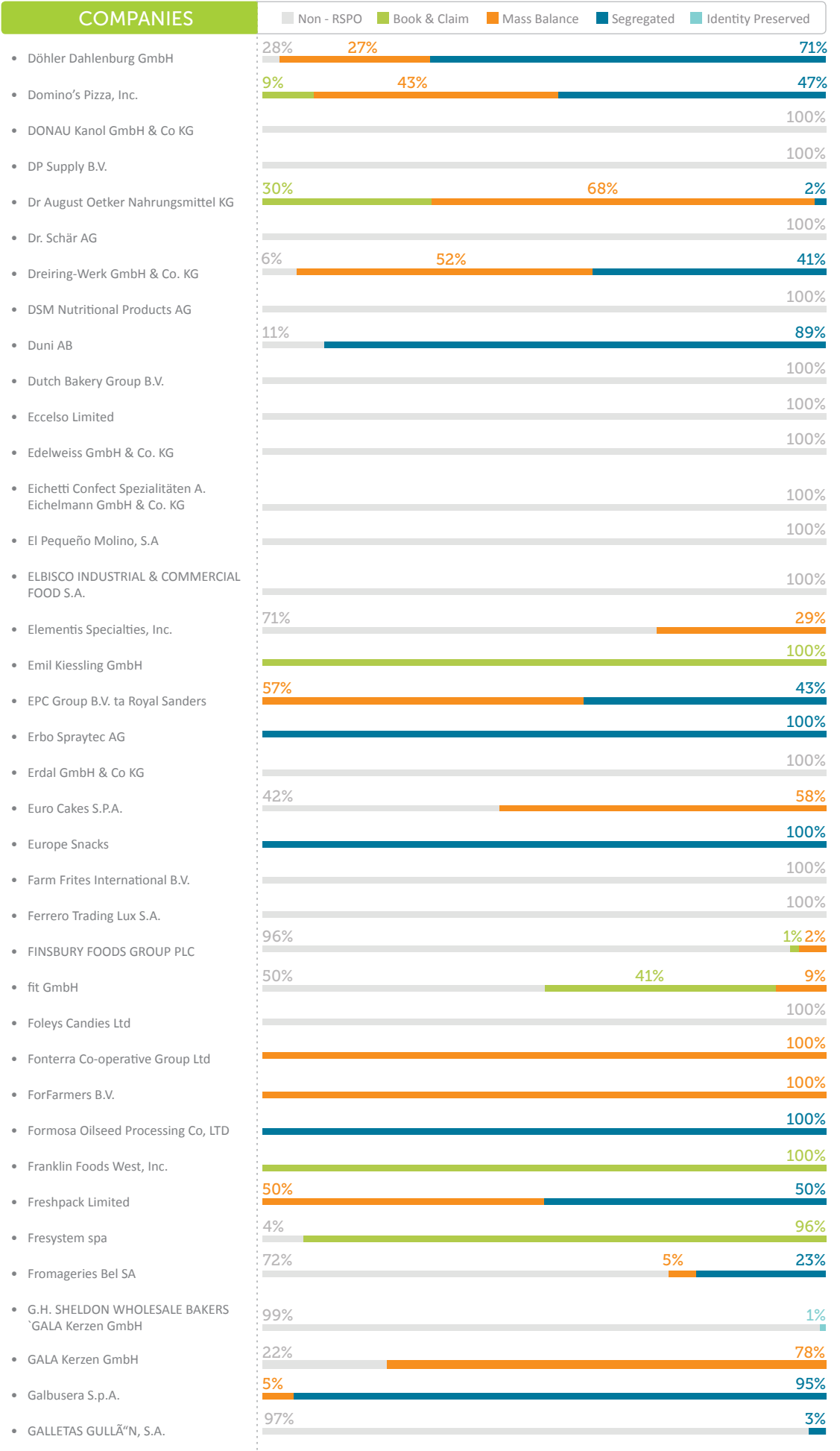
PRIMARY





Consumer Goods
Manufacturers

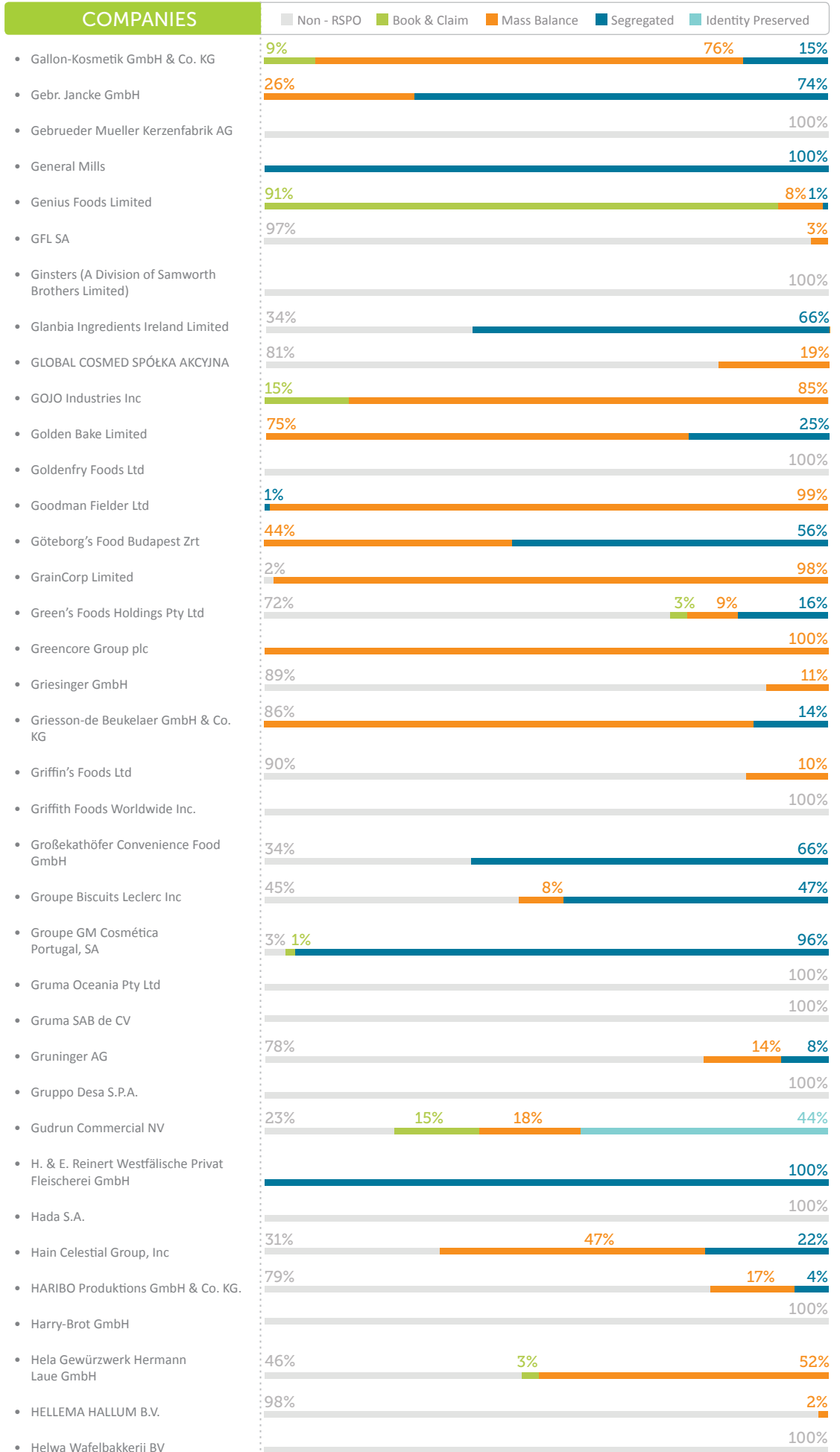
PRIMARY





Consumer Goods
Manufacturers

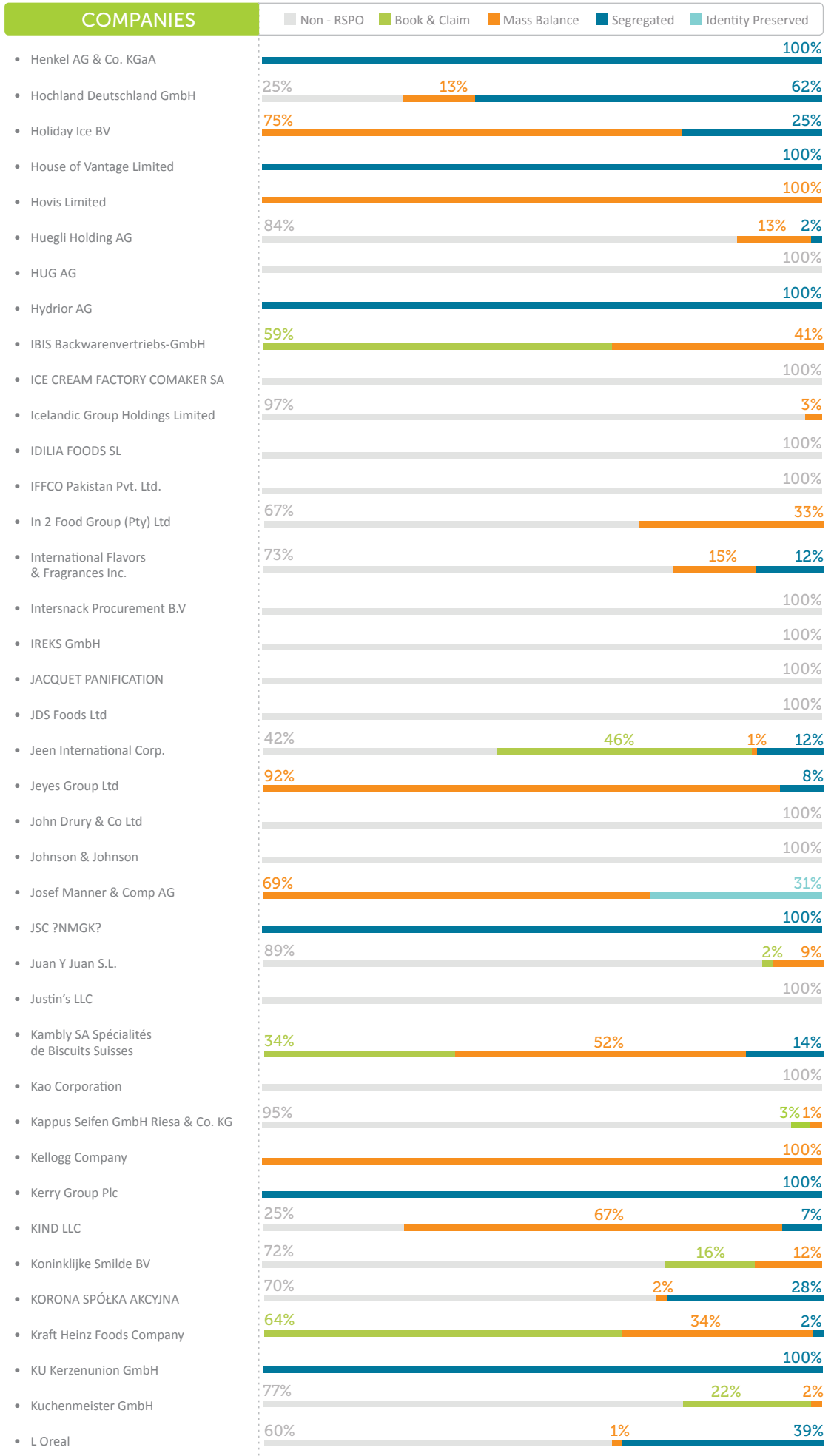
PRIMARY





Consumer Goods
Manufacturers

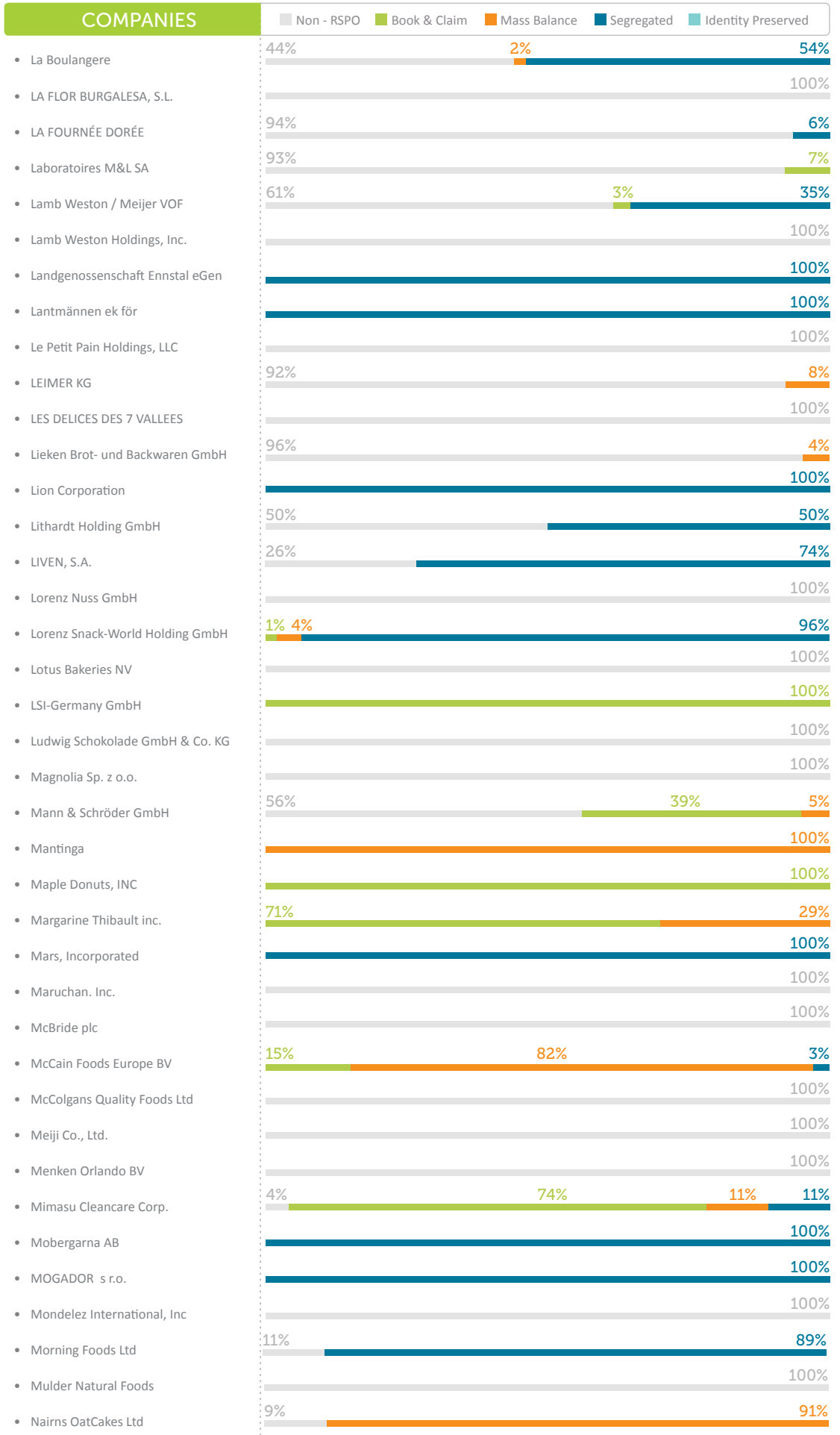
PRIMARY





Consumer Goods
Manufacturers

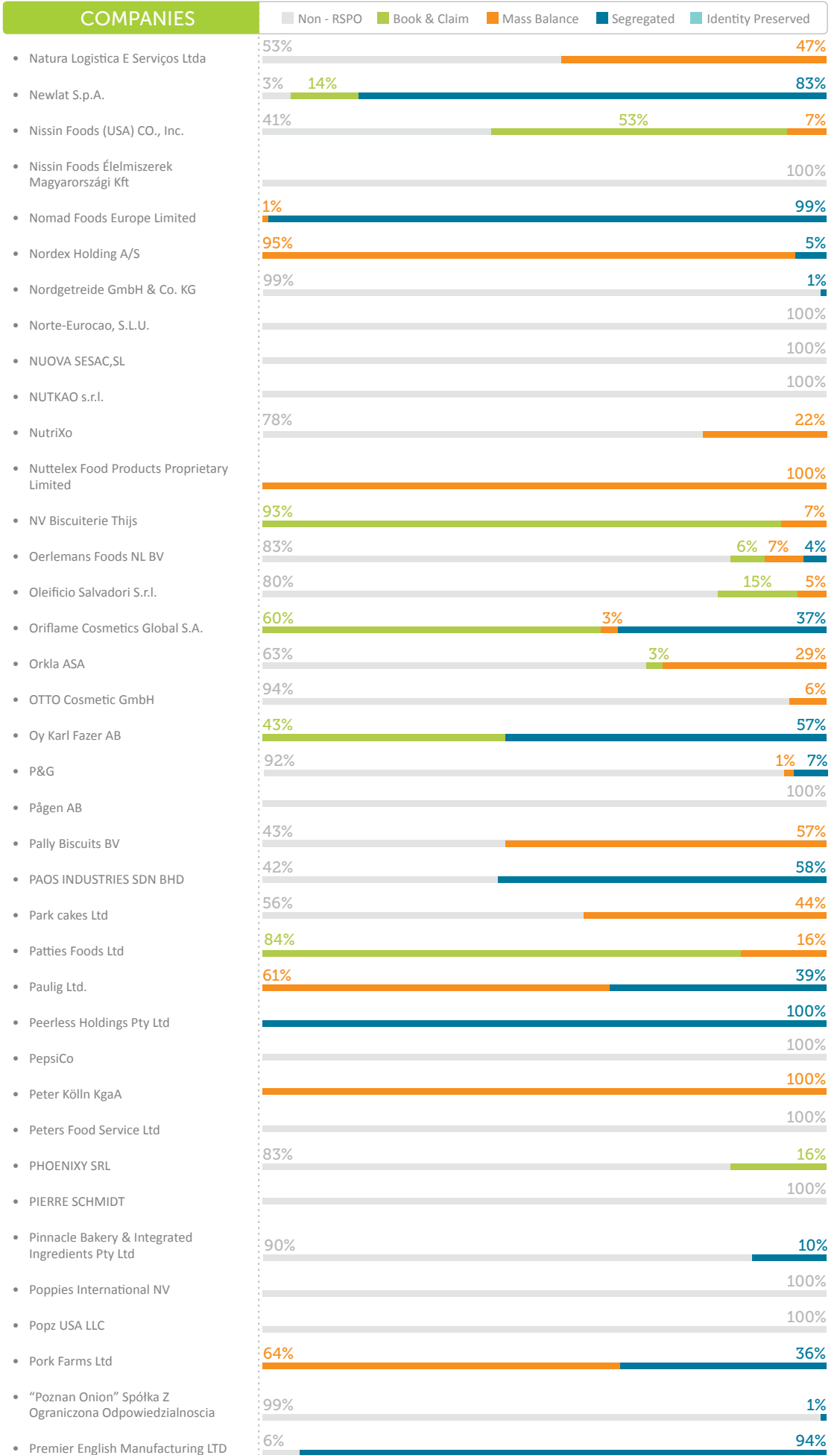
PRIMARY





Consumer Goods
Manufacturers

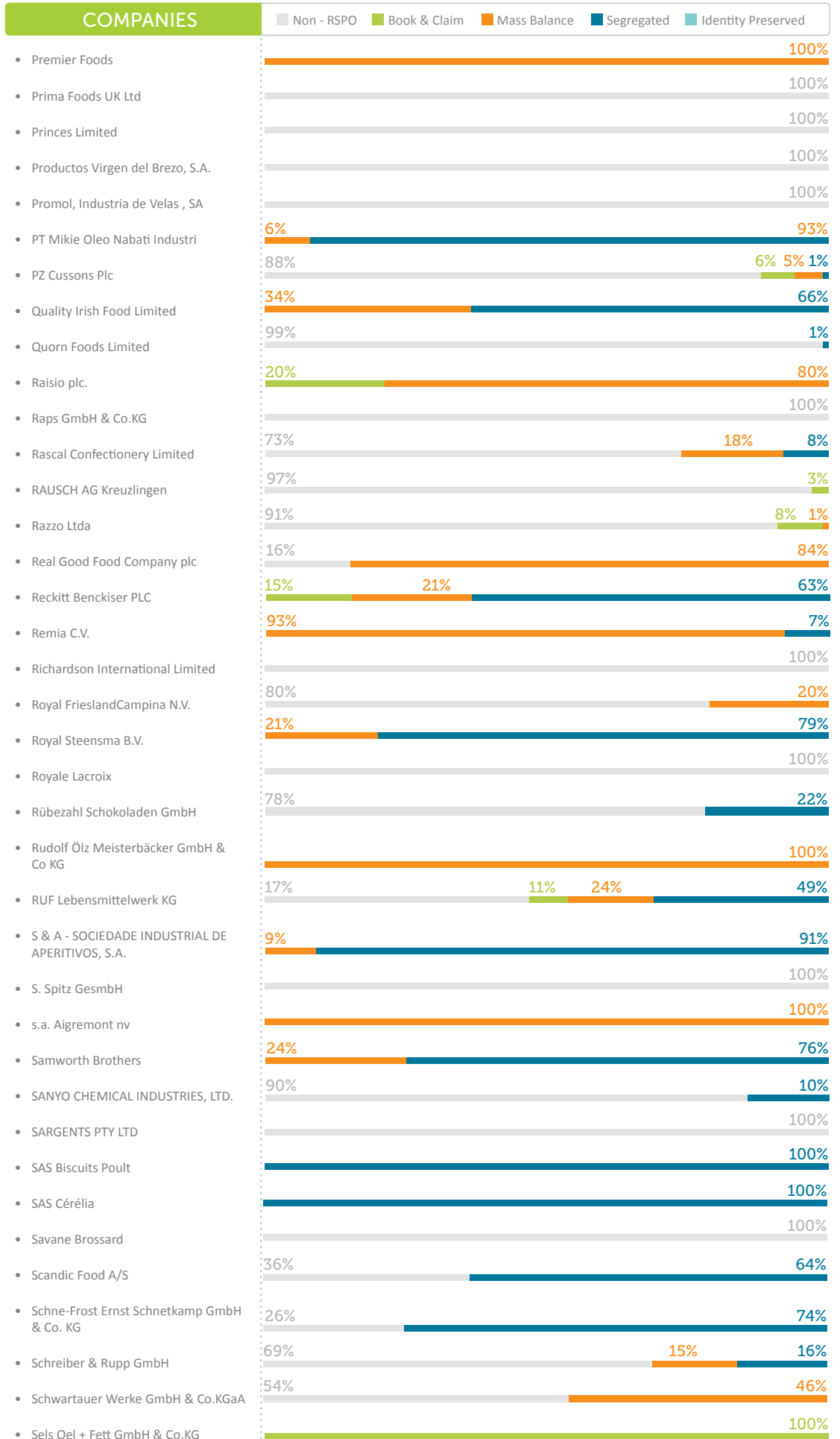
PRIMARY





Consumer Goods Manufacturers

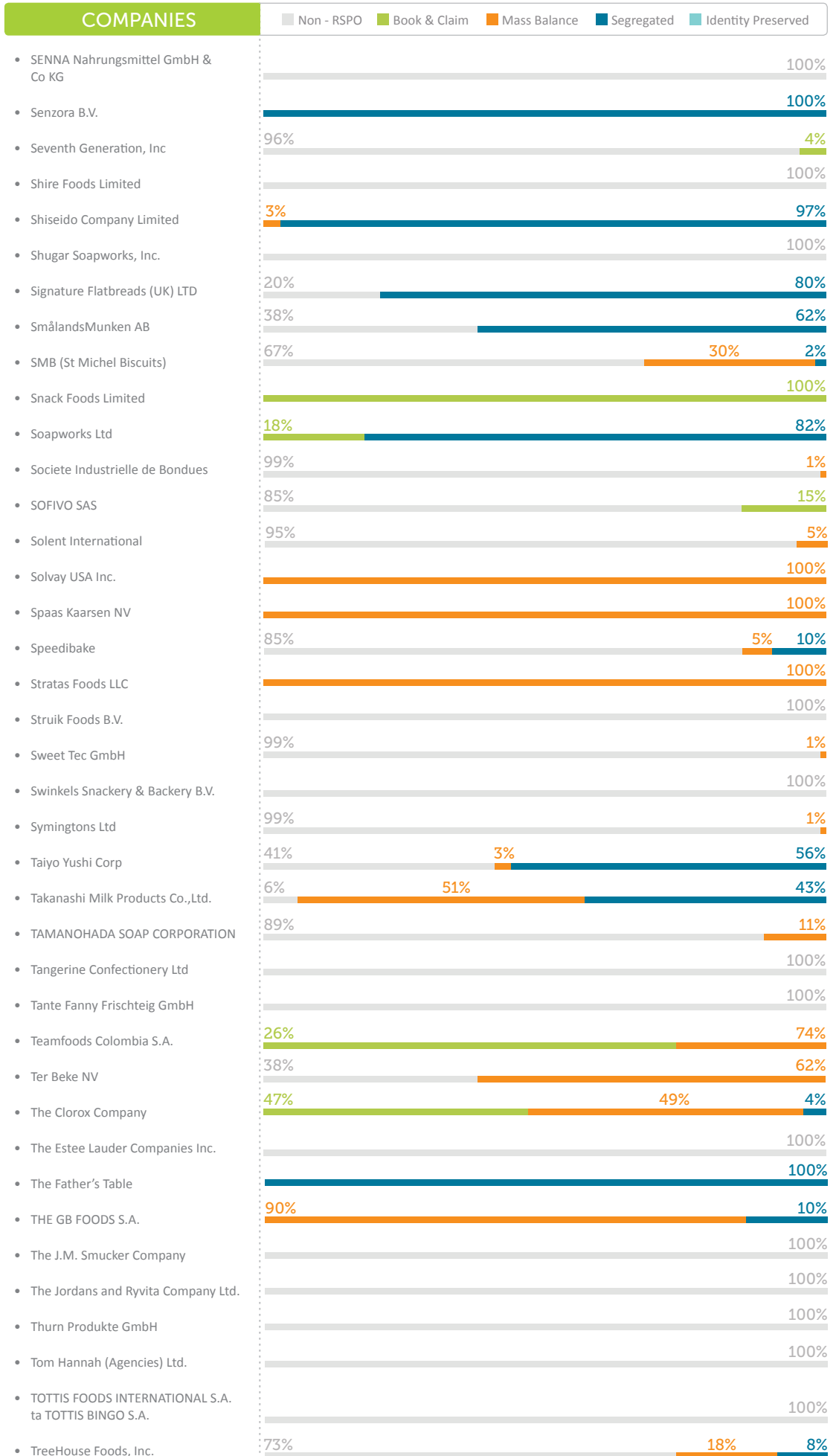
PRIMARY





Consumer Goods
Manufacturers

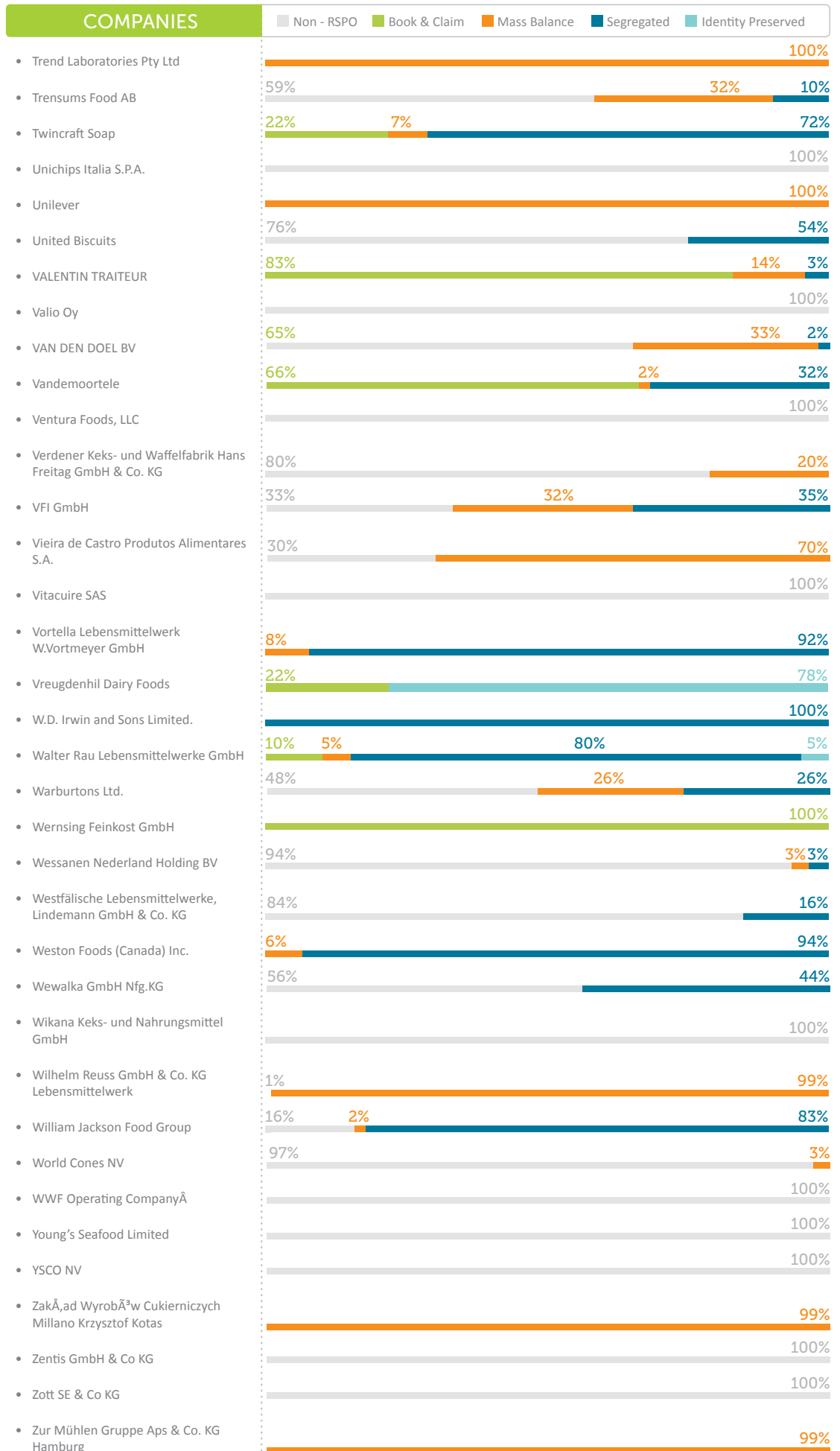
PRIMARY





Consumer Goods Manufacturers

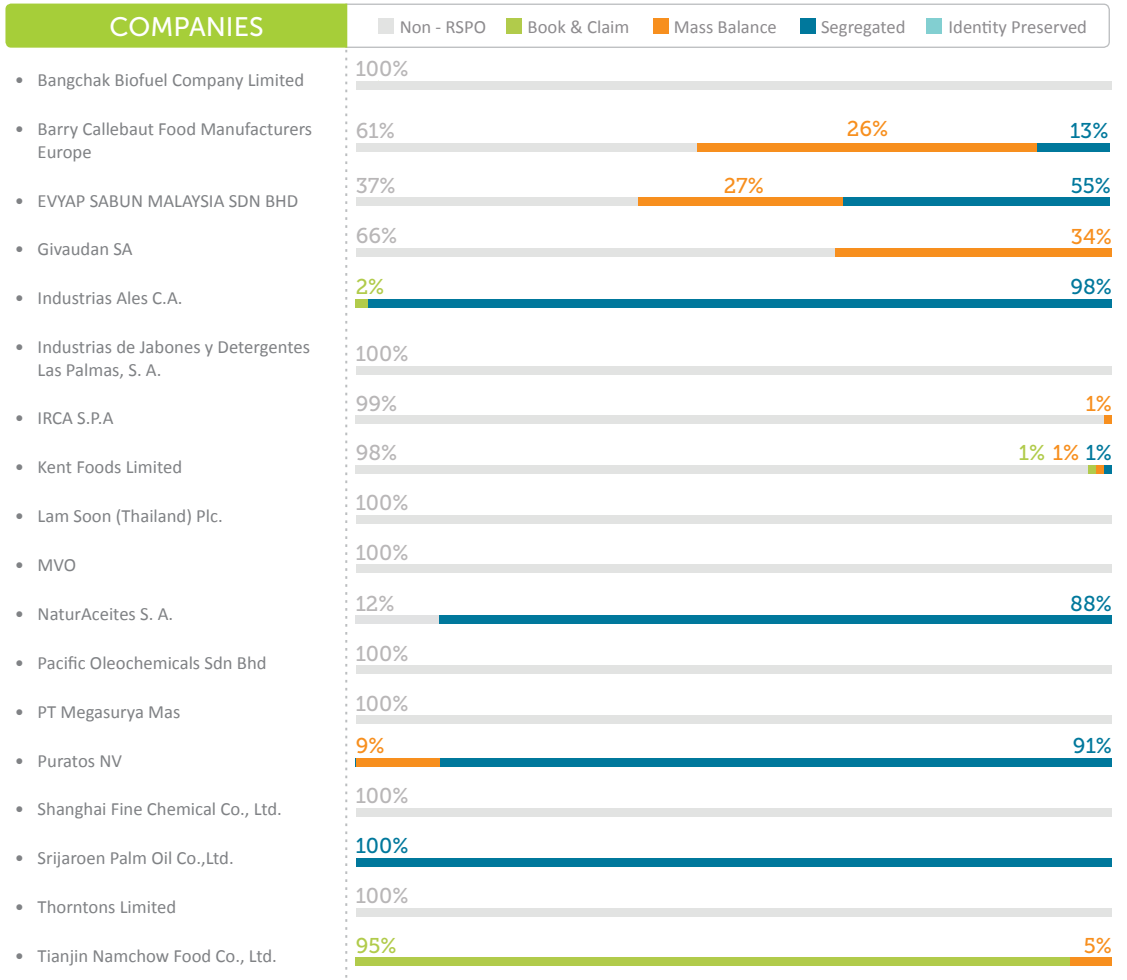
PRIMARY





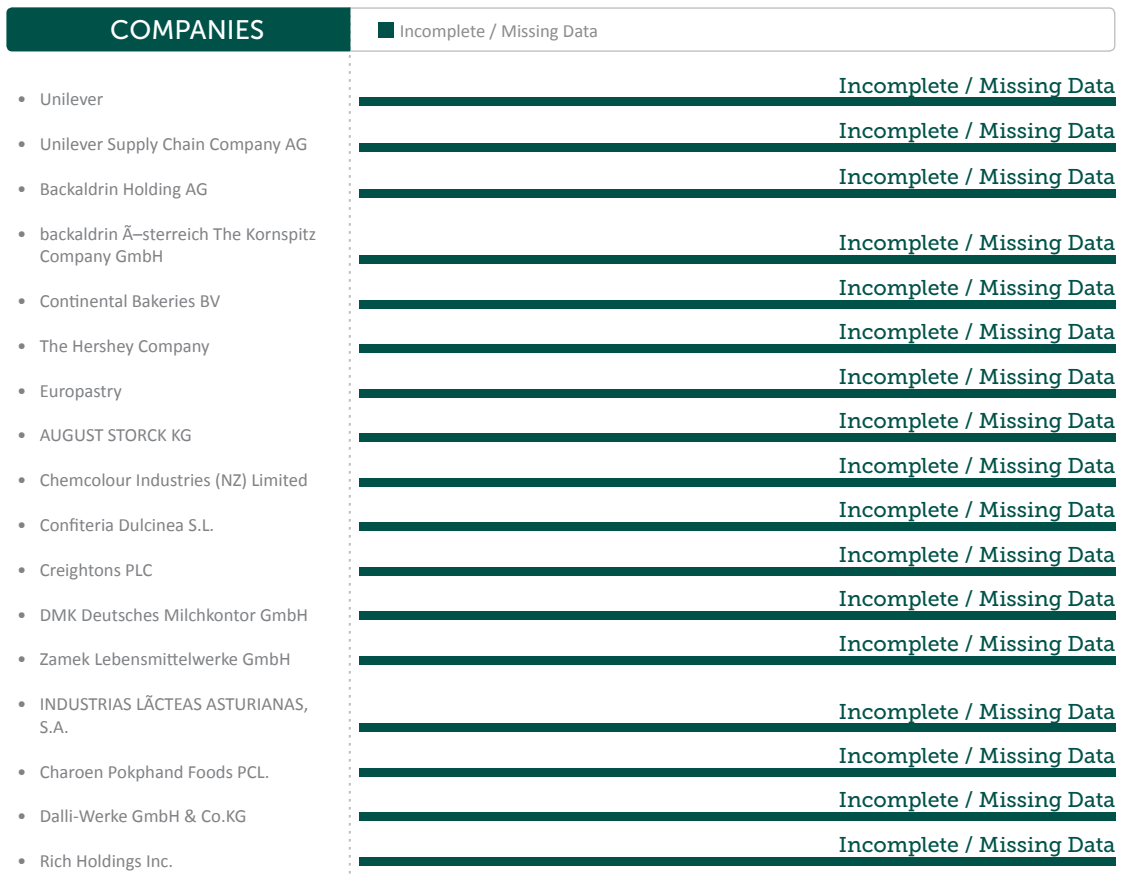
Consumer Goods Manufacturers

SECONDARY



Consumer Goods Manufacturers

REMOVED



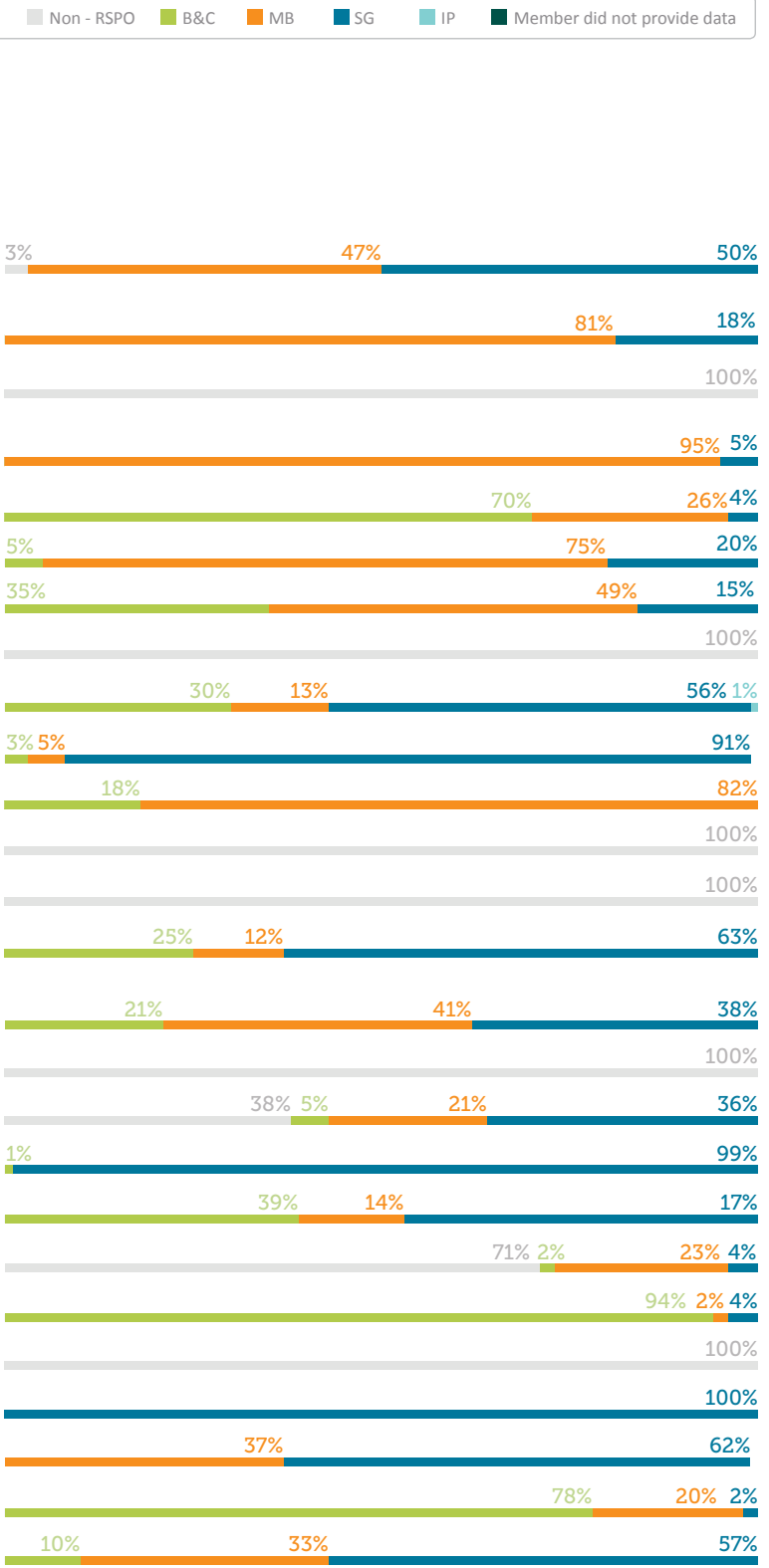


RETAILERS – PRIMARY AND SECONDARY

Three retail members were removed from the data set because they reported more CSPO usage than total palm oil usage.

PRIMARY

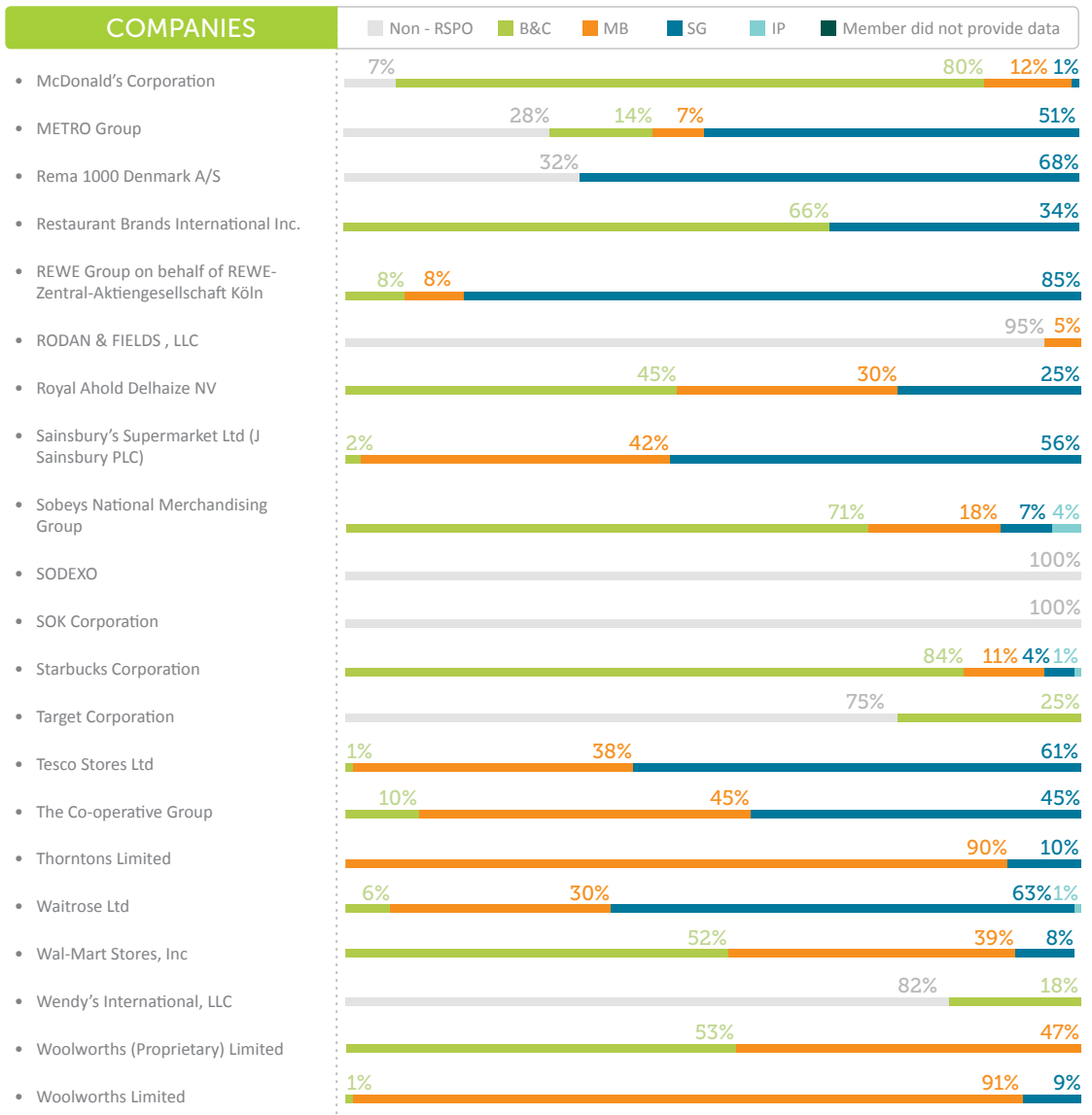
COMPANIES





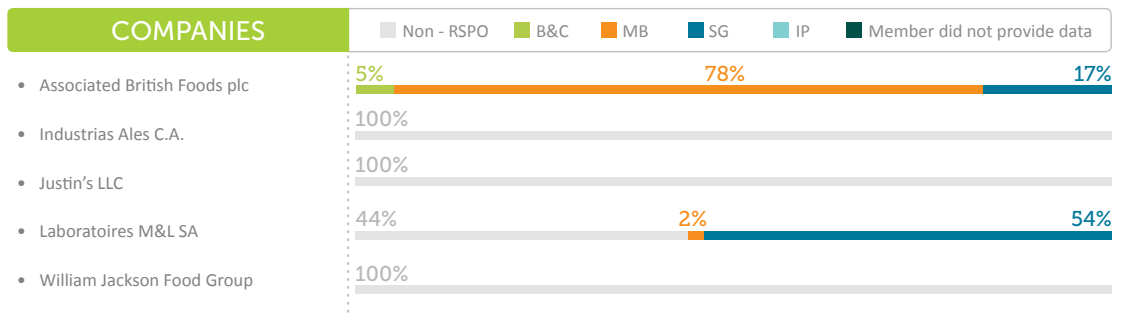
Retailers

PRIMARY



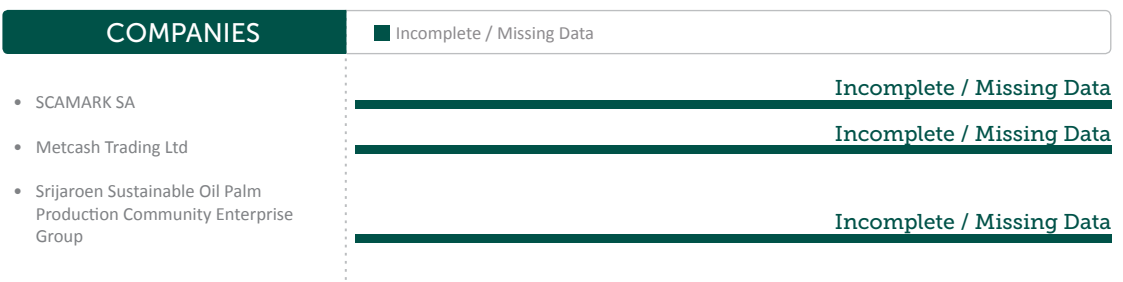
Retailers

SECONDARY

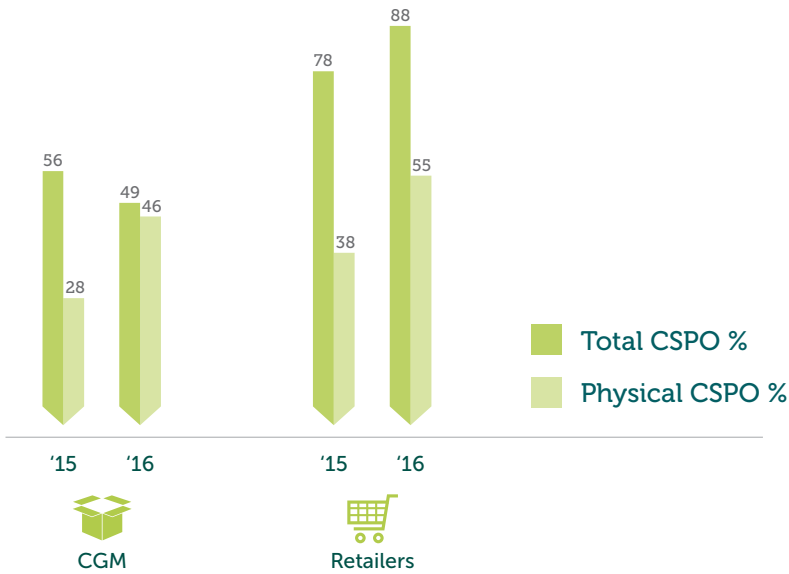


Retailers

REMOVED



PERCENTAGE CHANGES ACROSS CGM AND RETAIL, 2015-2016



CONSUMER GOODS MANUFACTURERS

As can be seen in the graph above (4.5), physical CSPO in 2016 represented 46% of total usage, and total CSPO in 2016 represented 49% of total usage. In comparison, physical CSPO in 2015 represented 28% of total usage, and total CSPO in 2015 represented 56% of total usage. This indicates that total CSPO as a proportion of total palm oil and oil palm products has dropped, while physical CSPO as a proportion of total palm oil and oil palm products has significantly increased (4.6).


In terms of uptake of different supply chain models, 129 out of 425 (CGM) members reported 100% CSPO. Mass Balance and Segregated were the most popular supply chain models with almost half, or 207, CGM members using Mass Balance and 174 CGM members reporting Segregated. B&C was reported by 87 CGM members, accounting for one fifth of CGM members who reported. Only 7 reported Identify Preserved.

RETAILERS

As can be seen in the graph above , physical CSPO in 2016 represented 55% of total usage, and total CSPO in 2016 represented 88% of total usage. In comparison, physical CSPO in 2015 represented 38% of total usage, and total CSPO in 2015 represented 78% of total usage. This indicates that total CSPO as a proportion of total palm oil and oil palm products has increased significantly, with the increase in physical CSPO as a proportion of total palm oil and oil palm products representing the biggest change (4.6).

In terms of uptake of different supply chain models, 31% retailer members reported 100% CSPO. Segregated and Mass Balance were the most popular supply chain models with over 36 retail members using Segregated and 35 retail members reporting Mass Balance. B&C was reported by 32 retail members, accounting for over half of all retail members who reported. Only 4 retail members reported Identify Preserved.

2015 / 2016 4.6



Decrease in Total CSPO & Increase in Physical CSPO
Consumer Goods Manufacturers



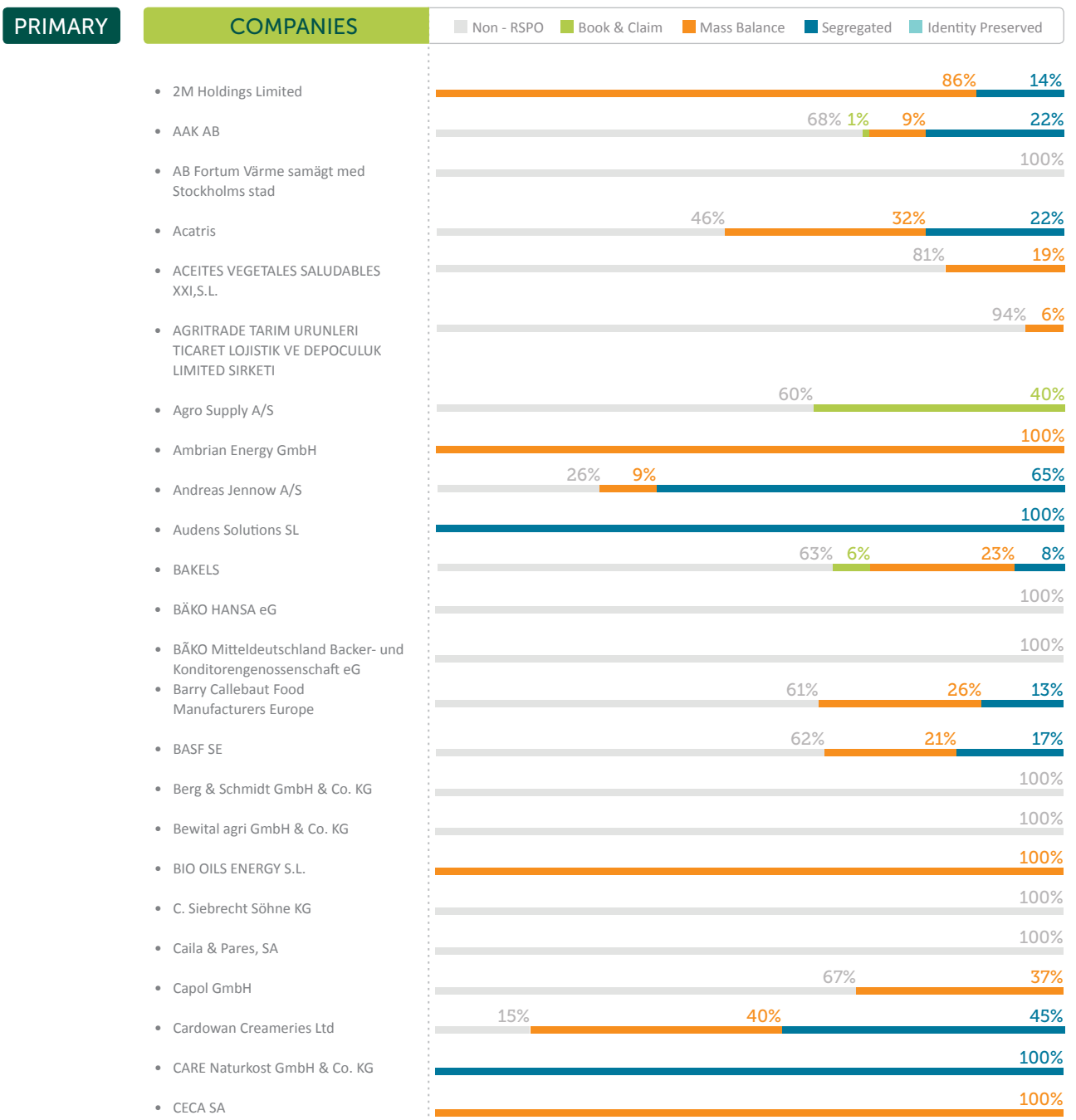
Increase in Total CSPO & Physical CSPO
Retailers

5. Spotlight on Europe: Supply Chain Models



PROCESSORS AND TRADERS – PRIMARY AND SECONDARY

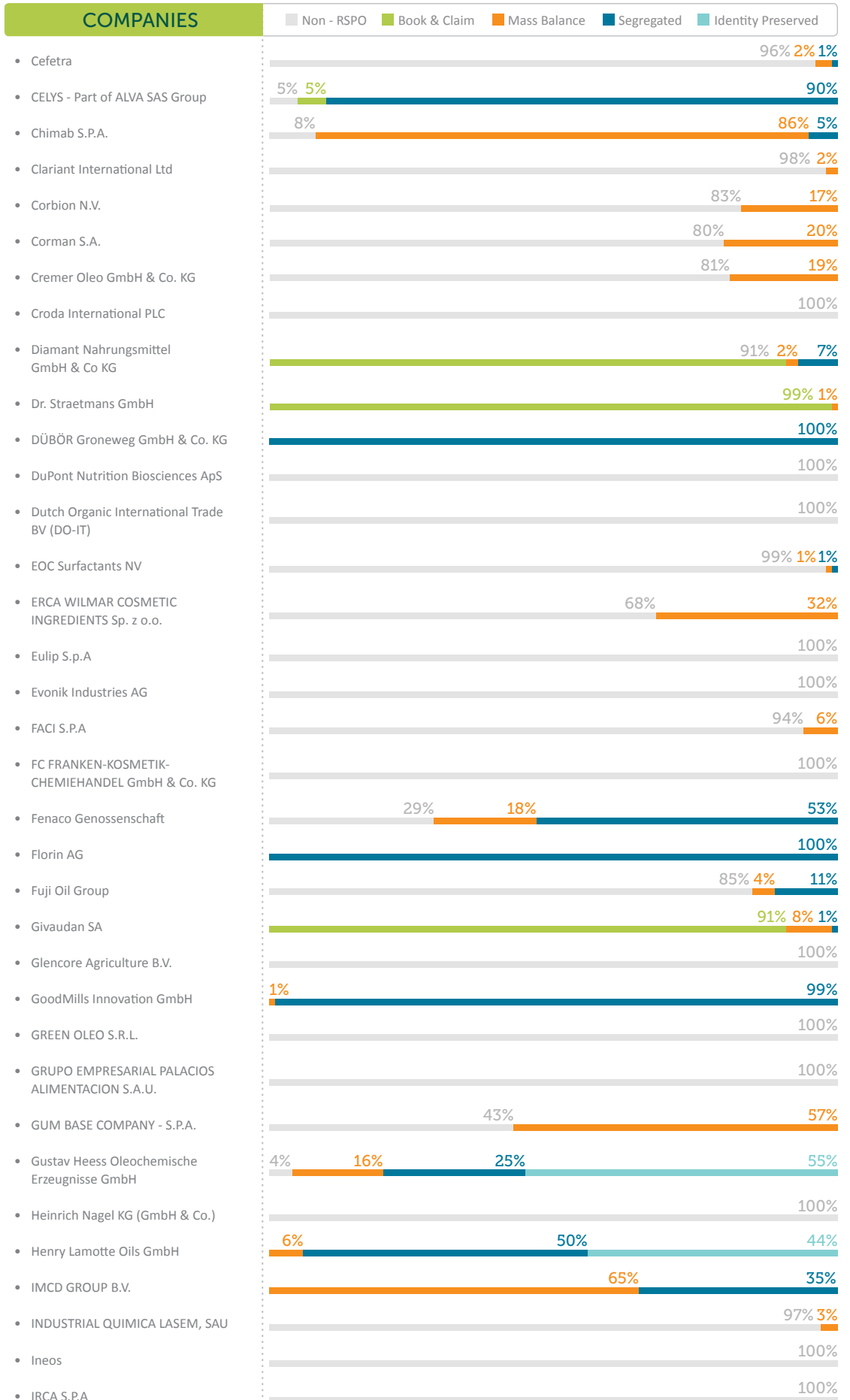
In terms of the uptake of different supply chain models, most processors and traders reported Mass Balance, followed by Segregated.





Processors
& Traders

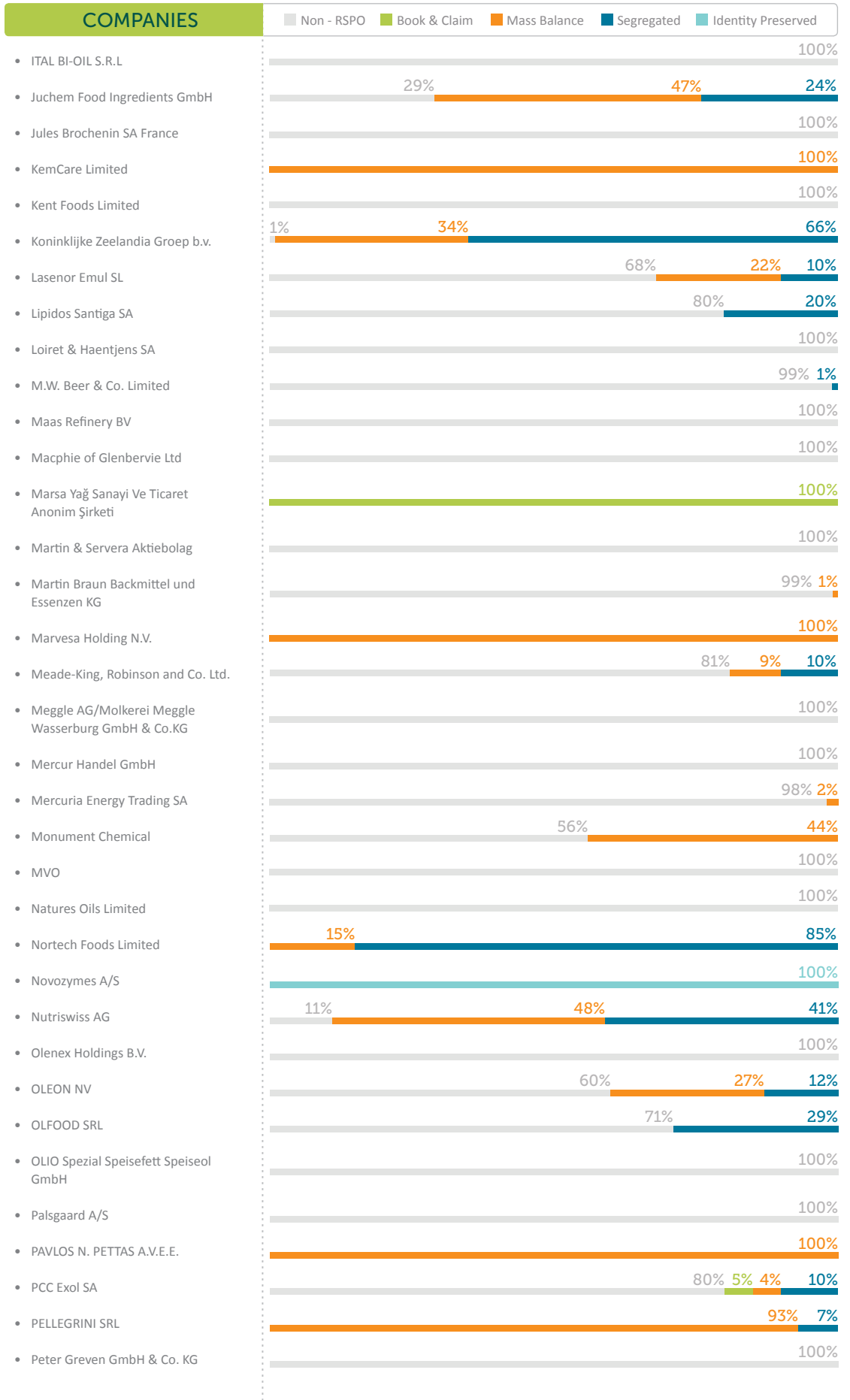
PRIMARY





Processors & Traders

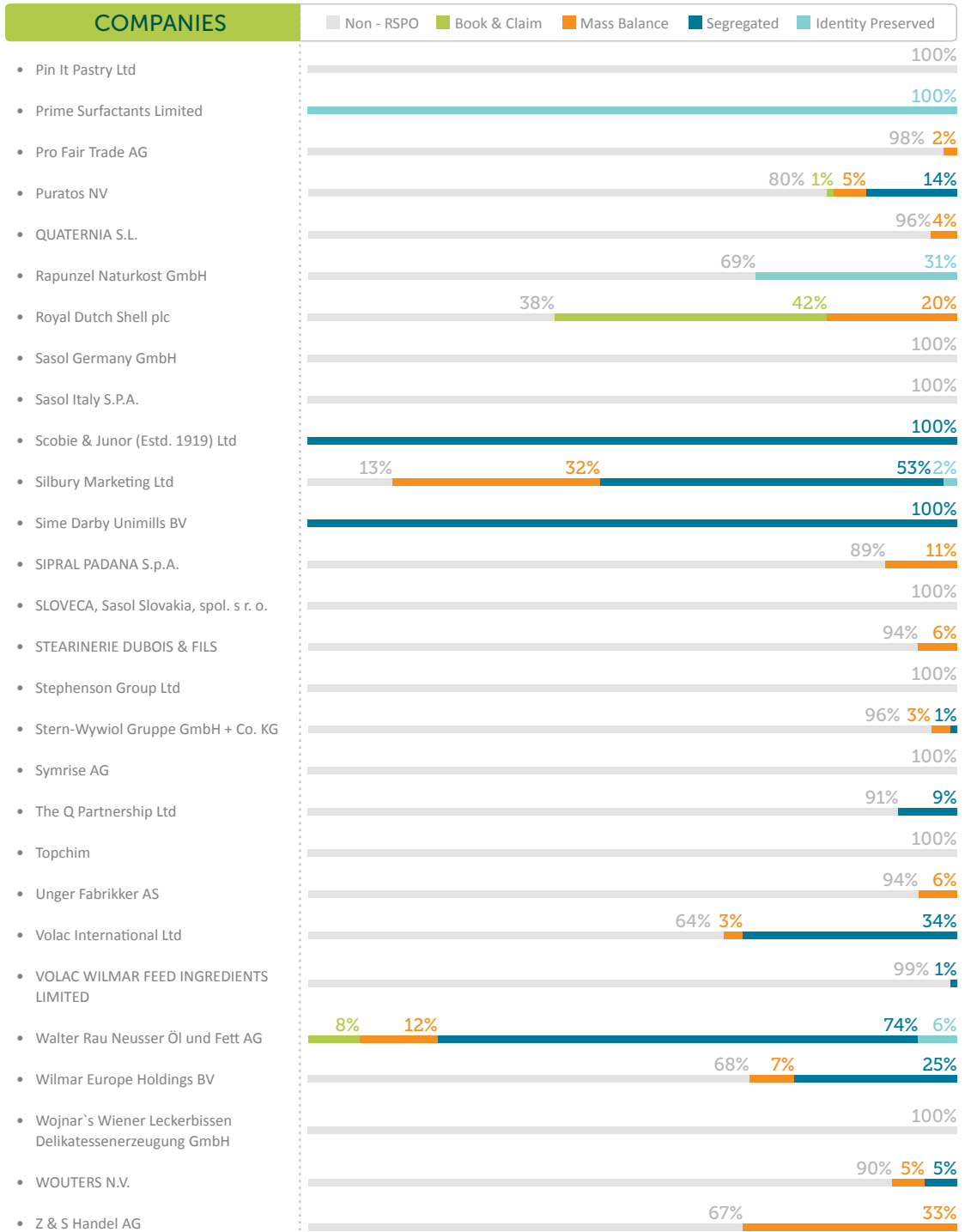
PRIMARY





Processors
& Traders

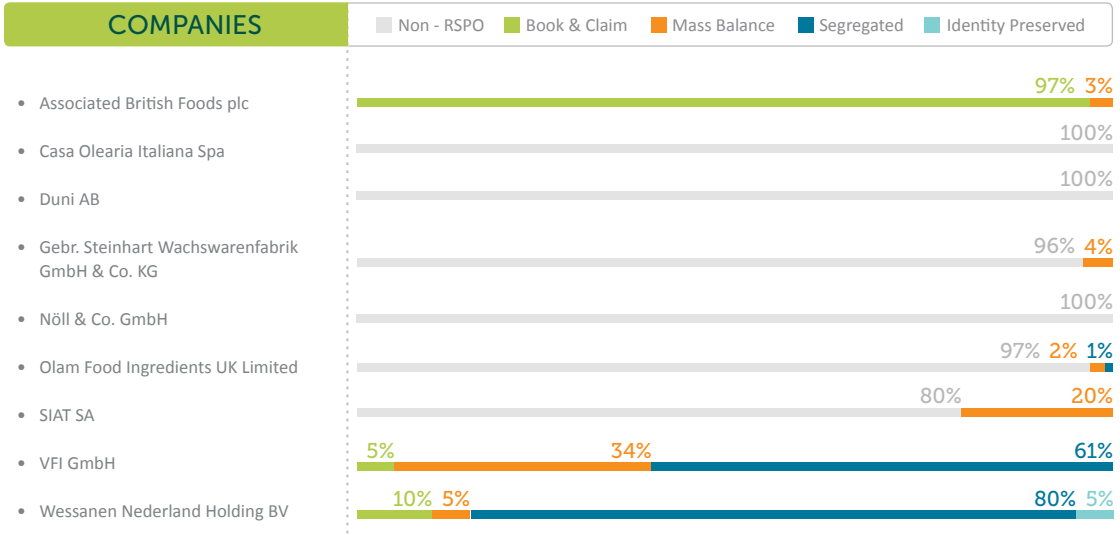
PRIMARY





Processors & Traders

SECONDARY

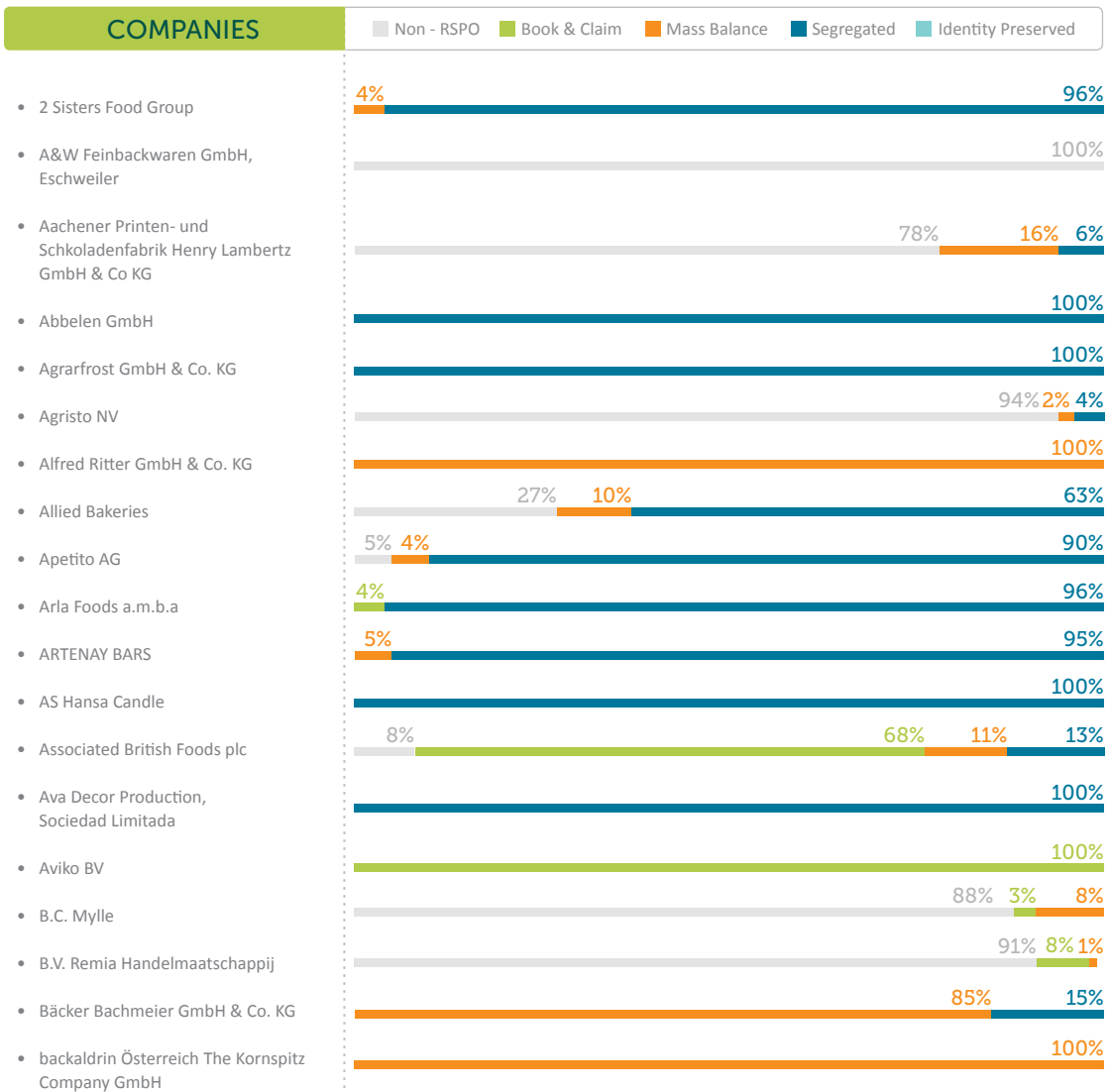


5.3



CONSUMER GOODS MANUFACTURERS – PRIMARY AND SECONDARY

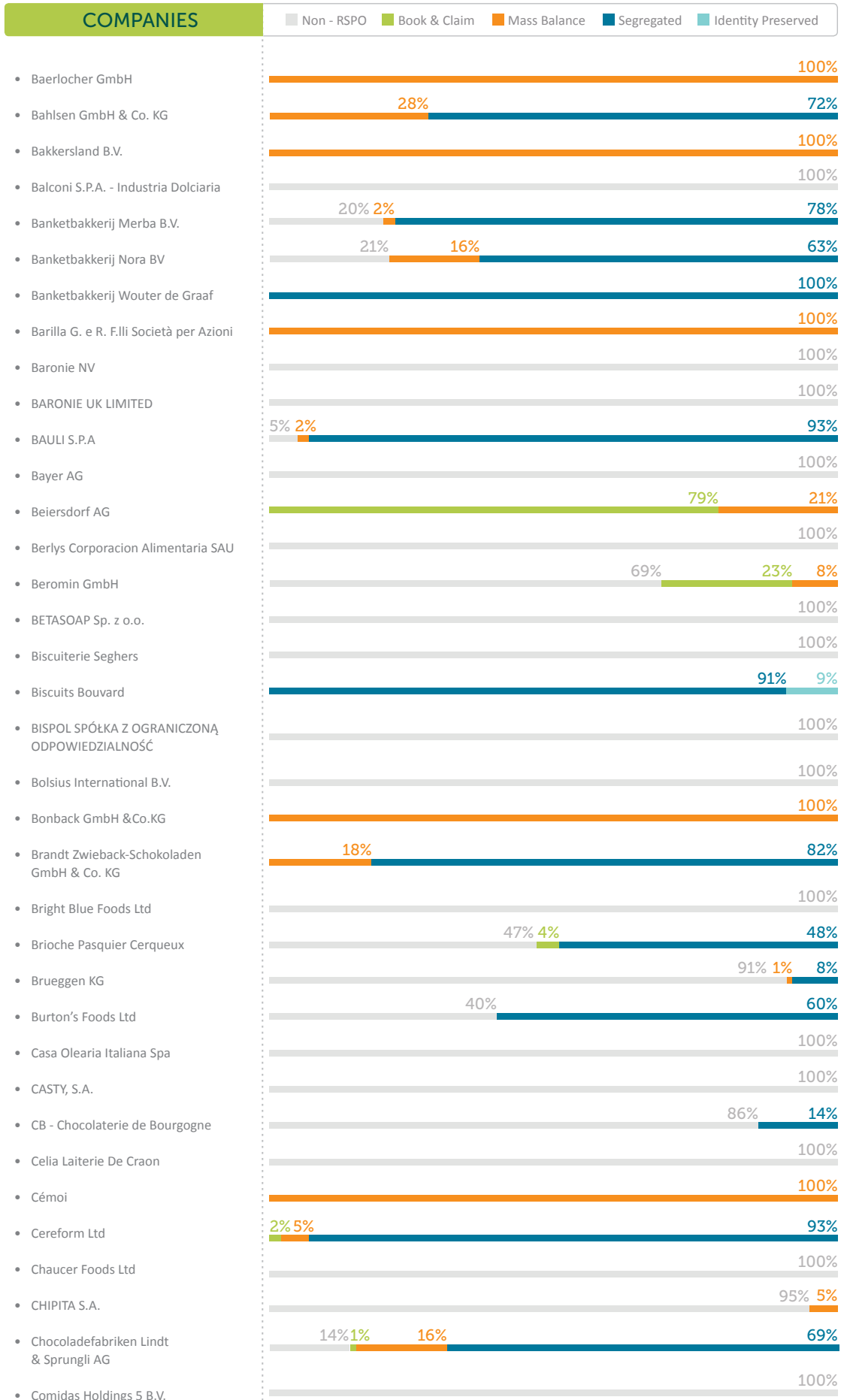
PRIMARY





Consumer Goods
Manufacturers

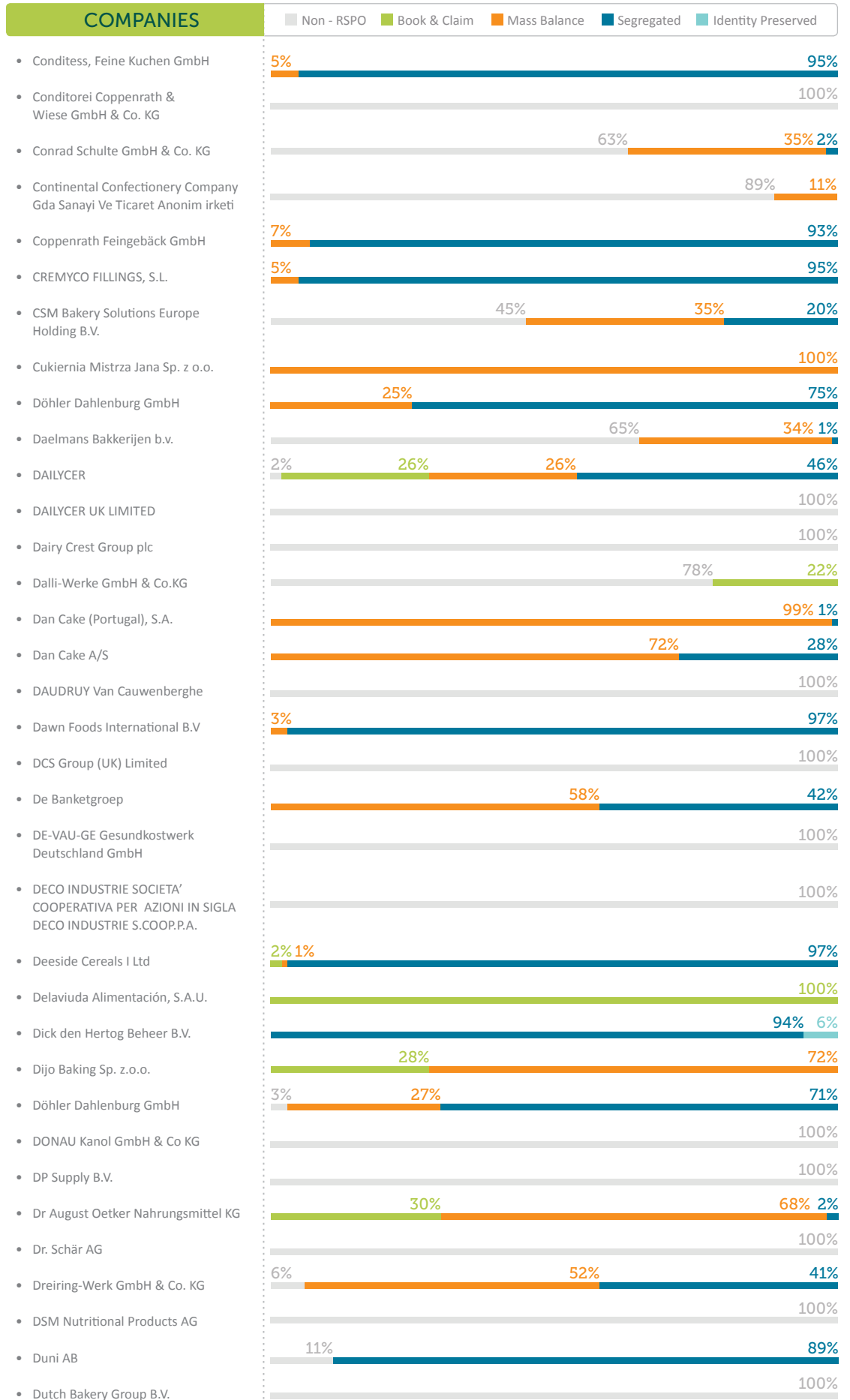
PRIMARY





Consumer Goods Manufacturers

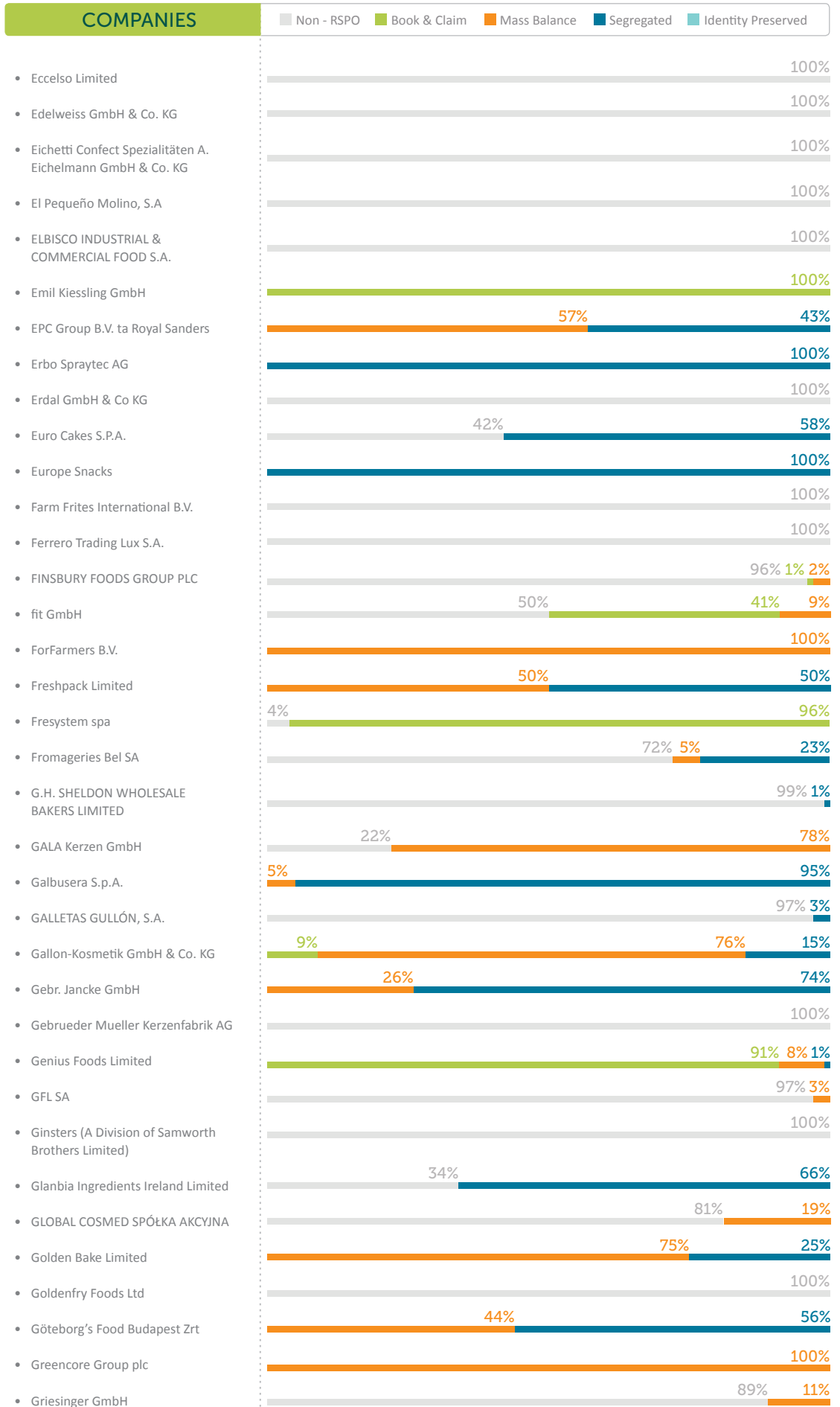
PRIMARY





Consumer Goods
Manufacturers

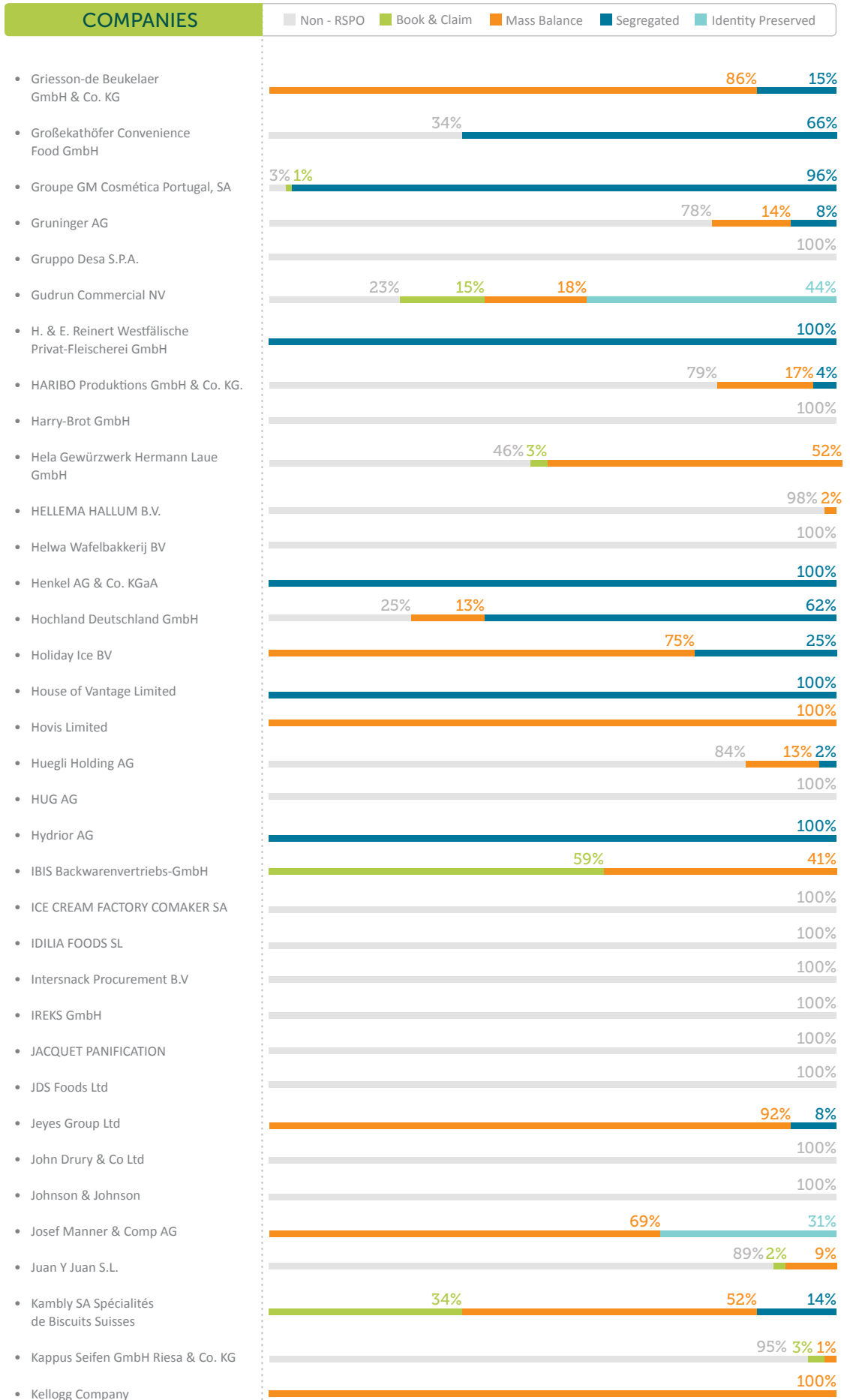
PRIMARY





Consumer Goods Manufacturers

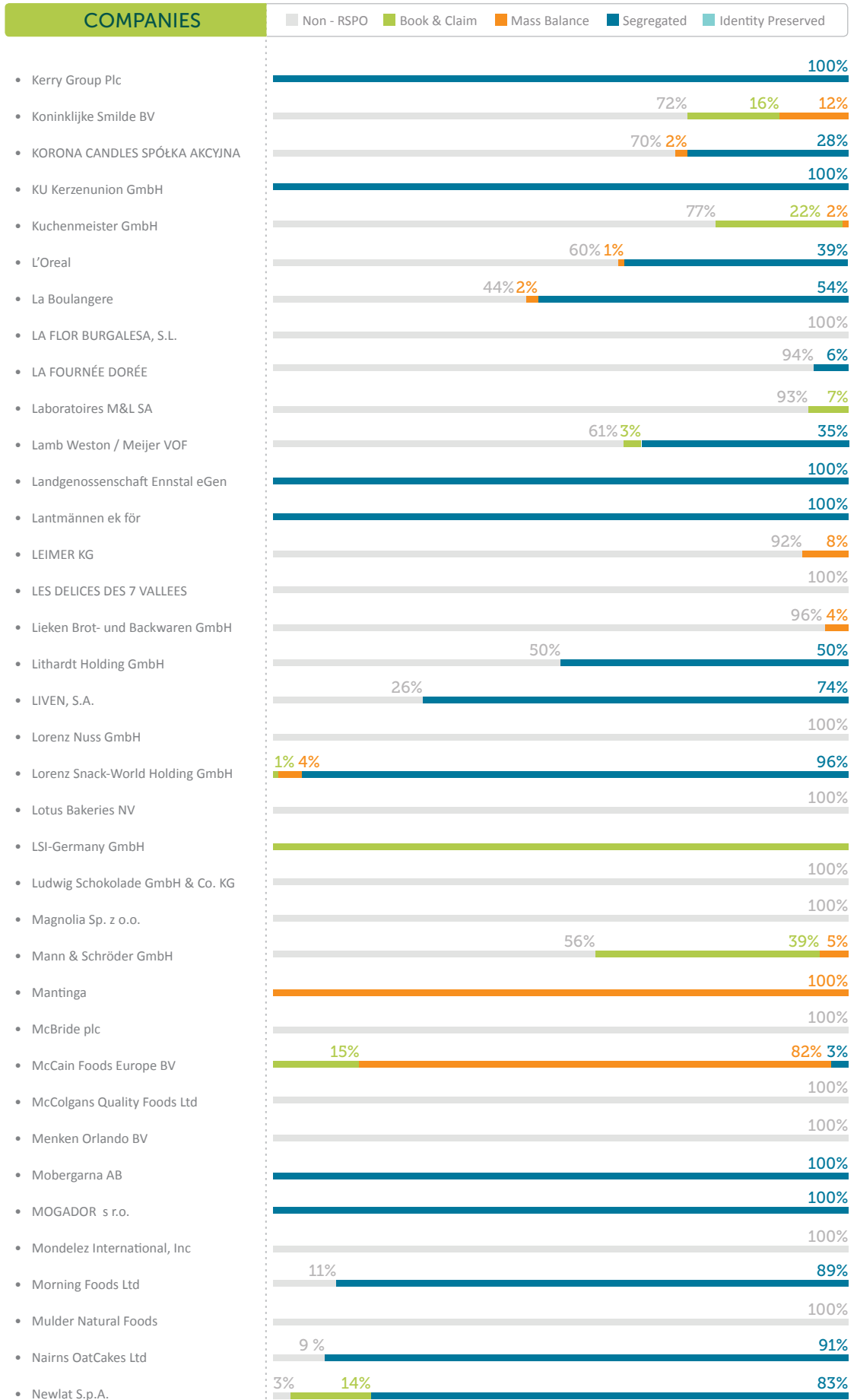
PRIMARY





Consumer Goods
Manufacturers

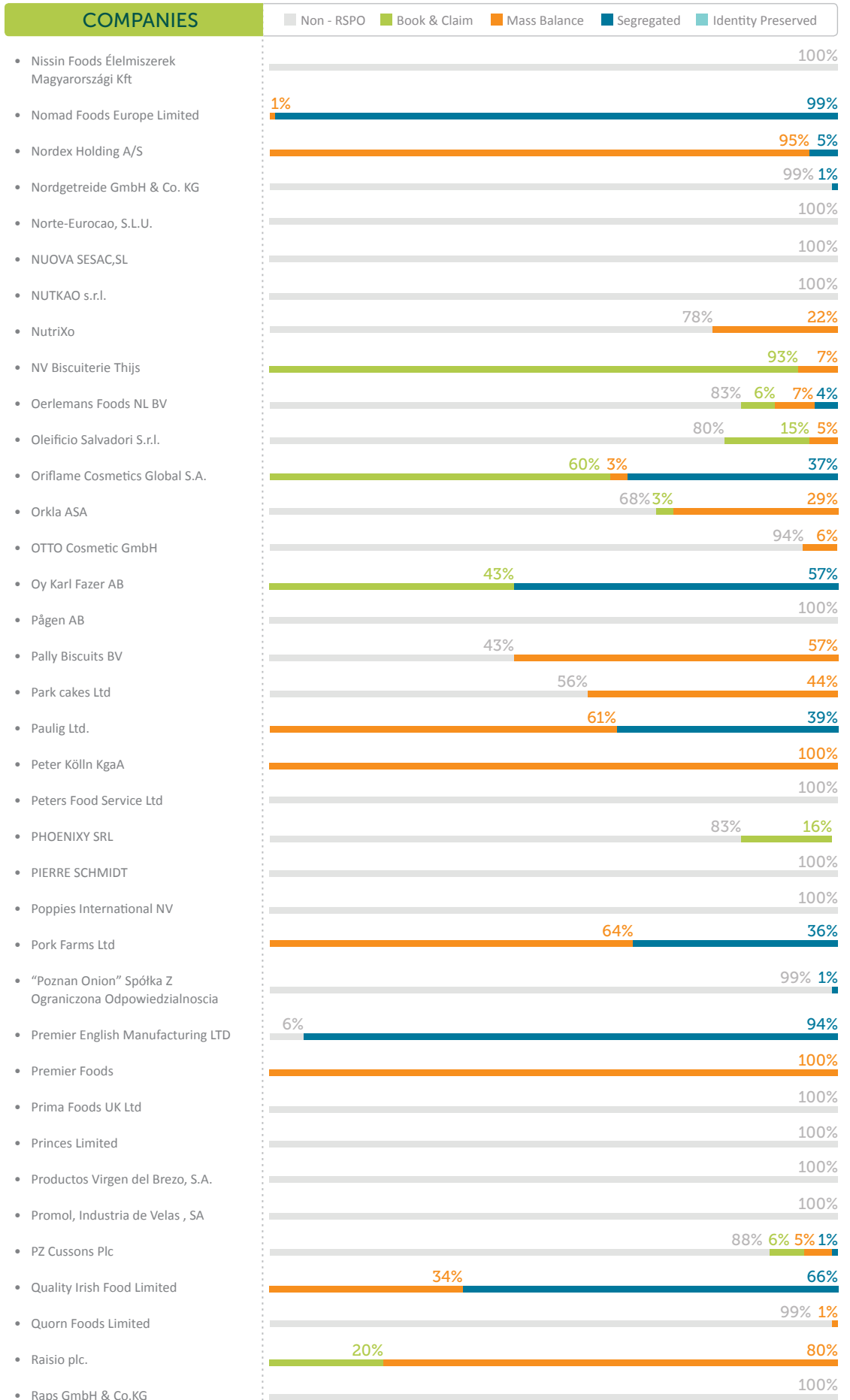
PRIMARY





Consumer Goods Manufacturers

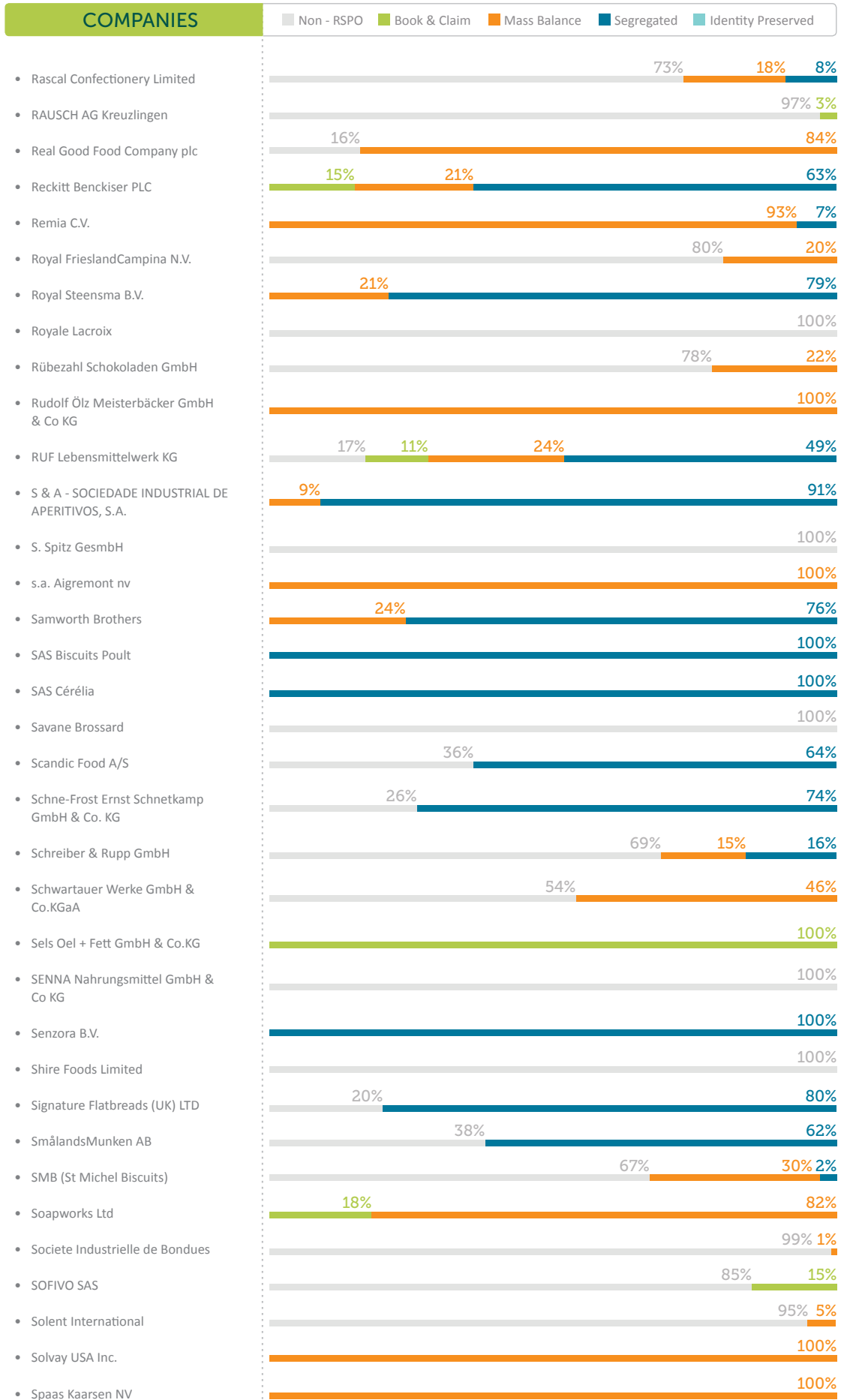
PRIMARY





Consumer Goods
Manufacturers

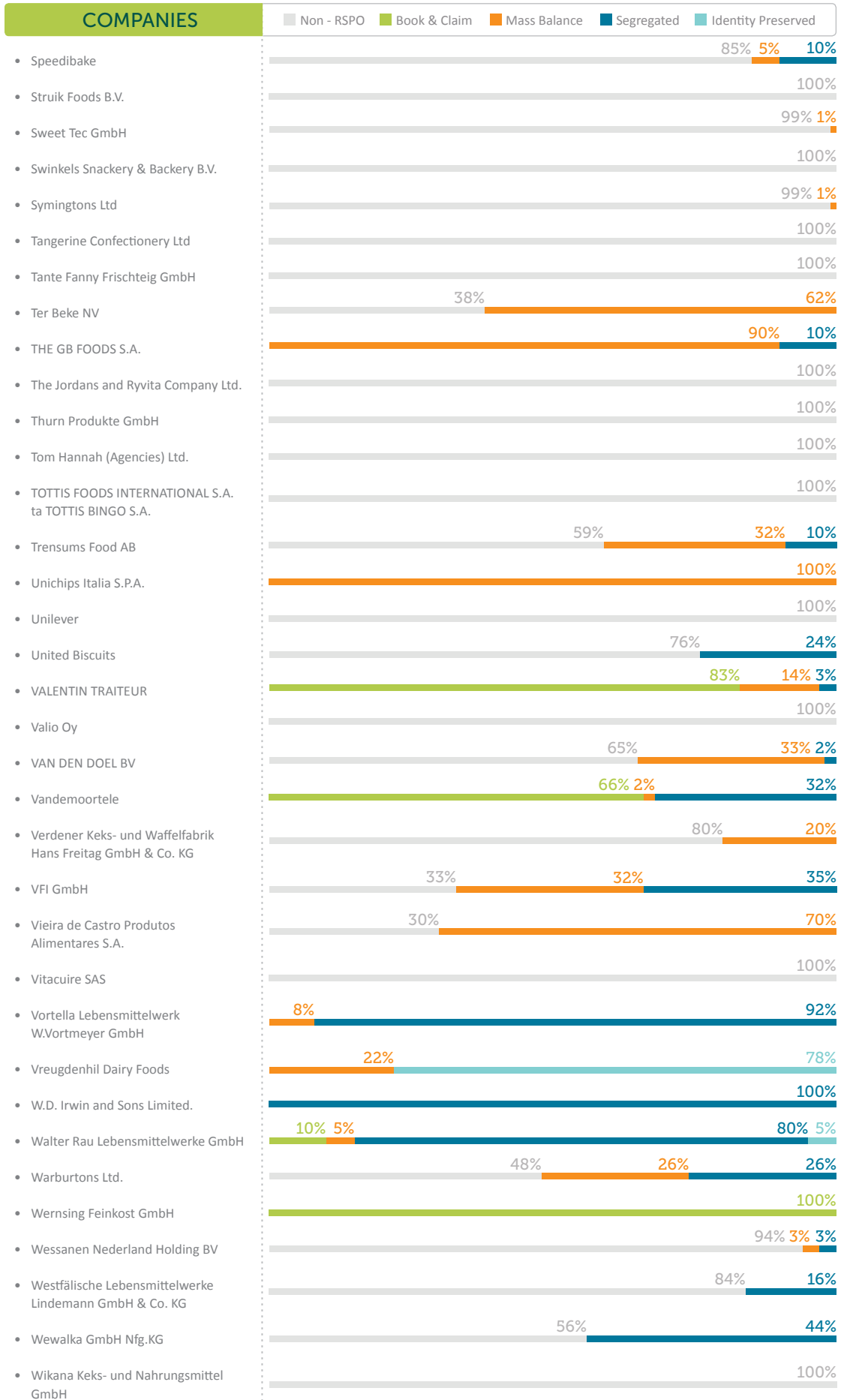
PRIMARY





Consumer Goods Manufacturers

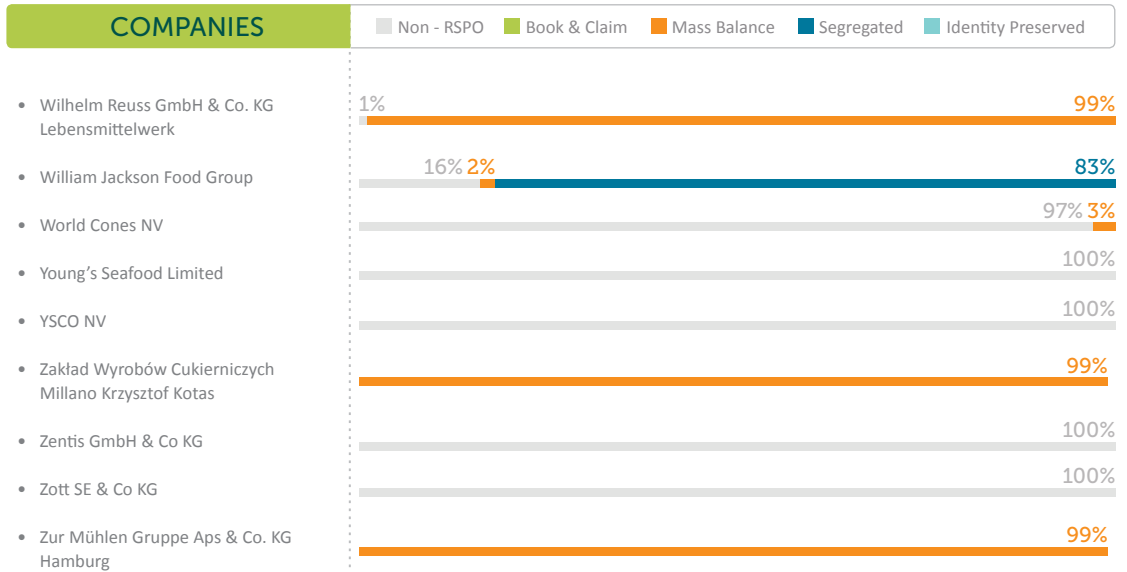
PRIMARY





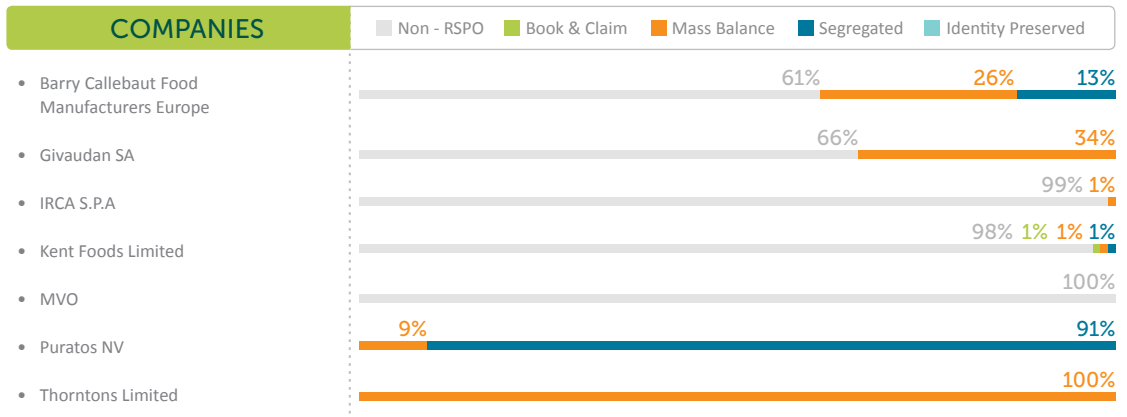
Consumer Goods Manufacturers

PRIMARY



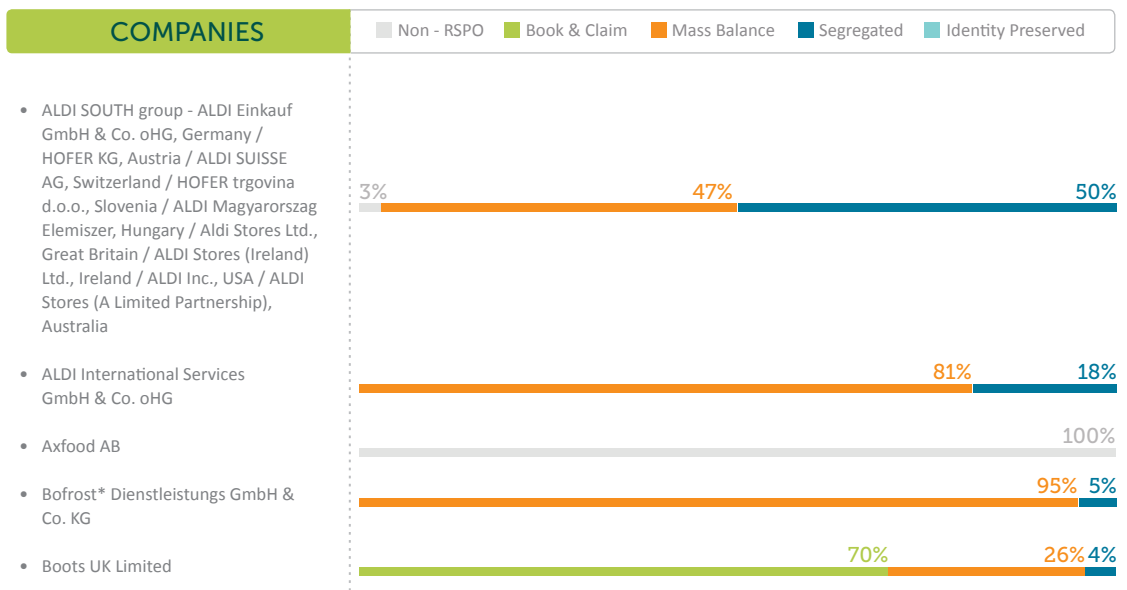
Consumer Goods Manufacturers

SECONDARY



RETAILERS – PRIMARY AND SECONDARY

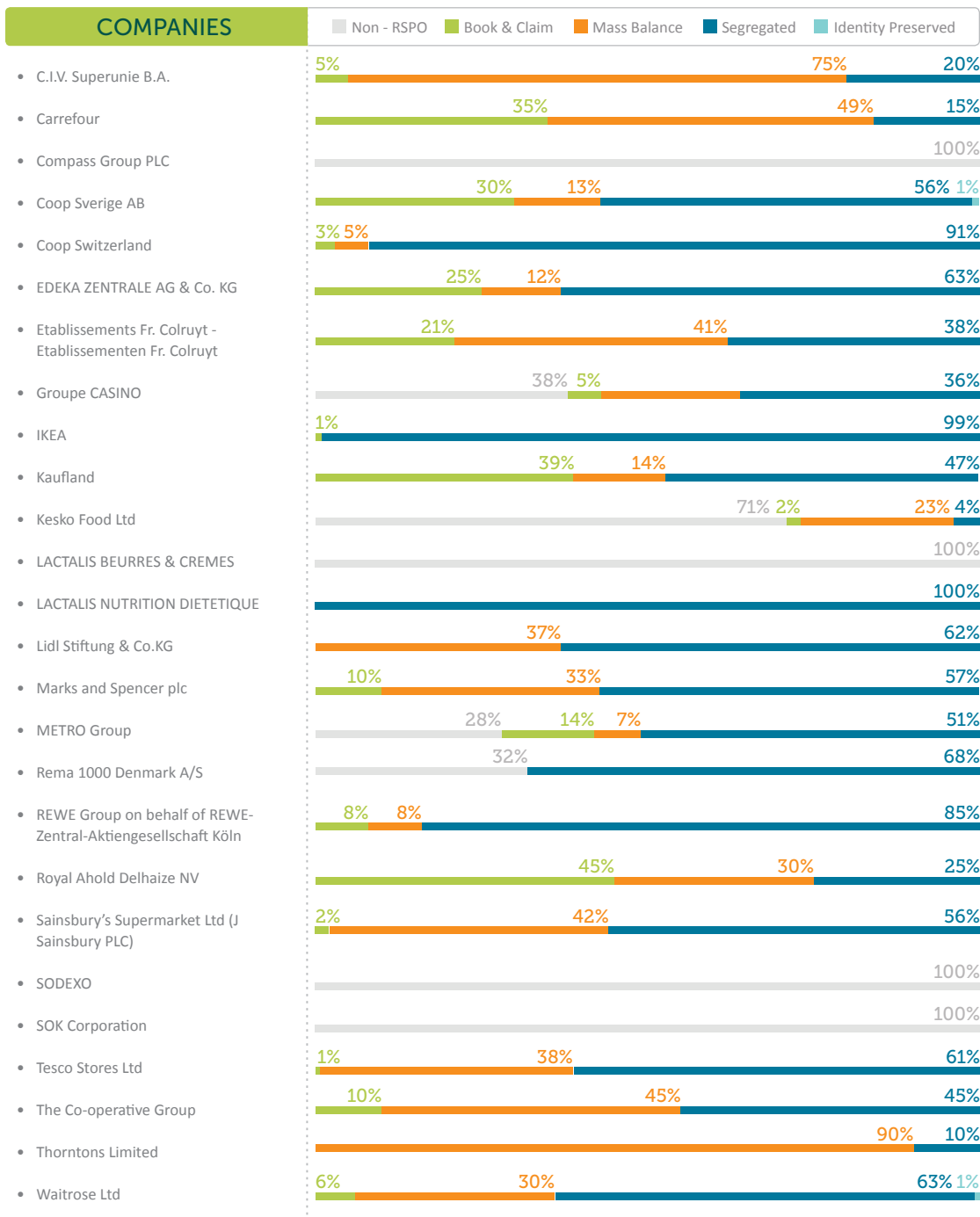
PRIMARY





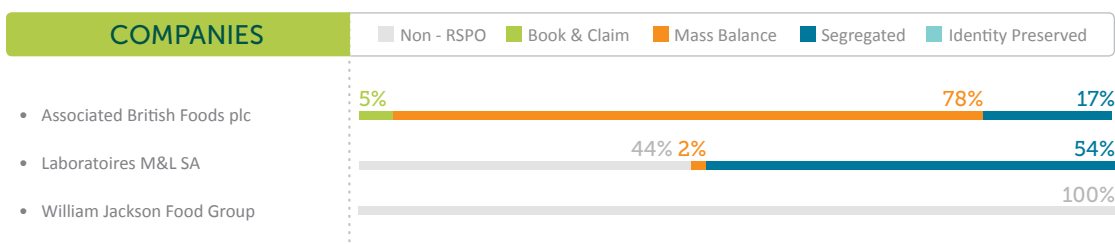
Retailers

PRIMARY

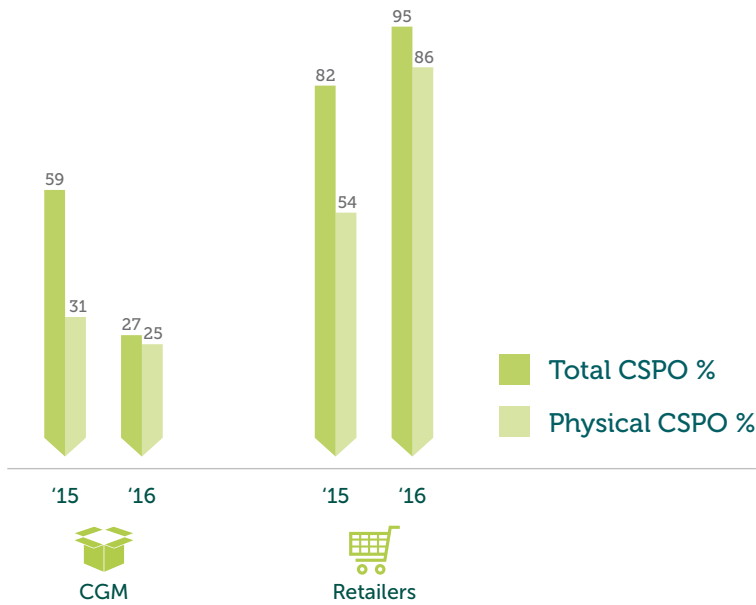


Retailers

SECONDARY



PERCENTAGE CHANGE ACROSS ALL MODELS, 2015-2016



EUROPEAN CGM

316 European CGM members submitted data, reporting a significant decrease in the volume of palm oil and oil palm products, but a significant increase in both the volume and proportion that is certified sustainable (in common with the sector as a whole).

As can be seen in the graph above (5.5), physical CSPO in 2016 represented 25% of total usage, and total CSPO in 2016 represented 27% of total usage, lower than for the sector worldwide. In comparison, physical CSPO in 2015 represented 31% of total usage, and total CSPO in 2015 represented 59% of total usage. This indicates that both total CSPO and physical CSPO as a proportion of total palm oil and oil palm products have decreased.

EUROPEAN RETAILERS

European retailer members are reporting a significant increase in the volume of palm oil and oil palm products and in the proportion that are certified sustainable and that are certified to physical models (all models, excluding B&C).

As can be seen in the graph above (5.5), physical CSPO in 2016 represented 86% of total usage, and total CSPO in 2016 represented 95% of total usage, higher than for the sector worldwide. In comparison, physical CSPO in 2015 represented 54% of total usage, and total CSPO in 2015 represented 82% of total usage. This indicates that both total CSPO and physical CSPO as a proportion of total palm oil and oil palm products have increased.

2015 / 2016 5.6



Decrease in Total CSPO & Physical CSPO

European Consumer Goods Manufacturers



Increase in Total CSPO & Physical CSPO

European Retailers

6. Use of Book & Claim

From 2008 – 2016, RSPO provided an alternative to trading in physical volumes, with the supply chain option to trade in B&C certificates. B&C certificates are typically used in countries and markets where physical volumes of CSPO and Certified Sustainable Palm Kernel (CSPK) are less easily available. Companies using palm derivatives, such as companies active in the home and personal care business, usually prefer certificates.

Claim (B&C) certificates. Commencing 1 January 2017, the Book and Claim (B&C) certificate trading is made available under the PalmTrace platform.

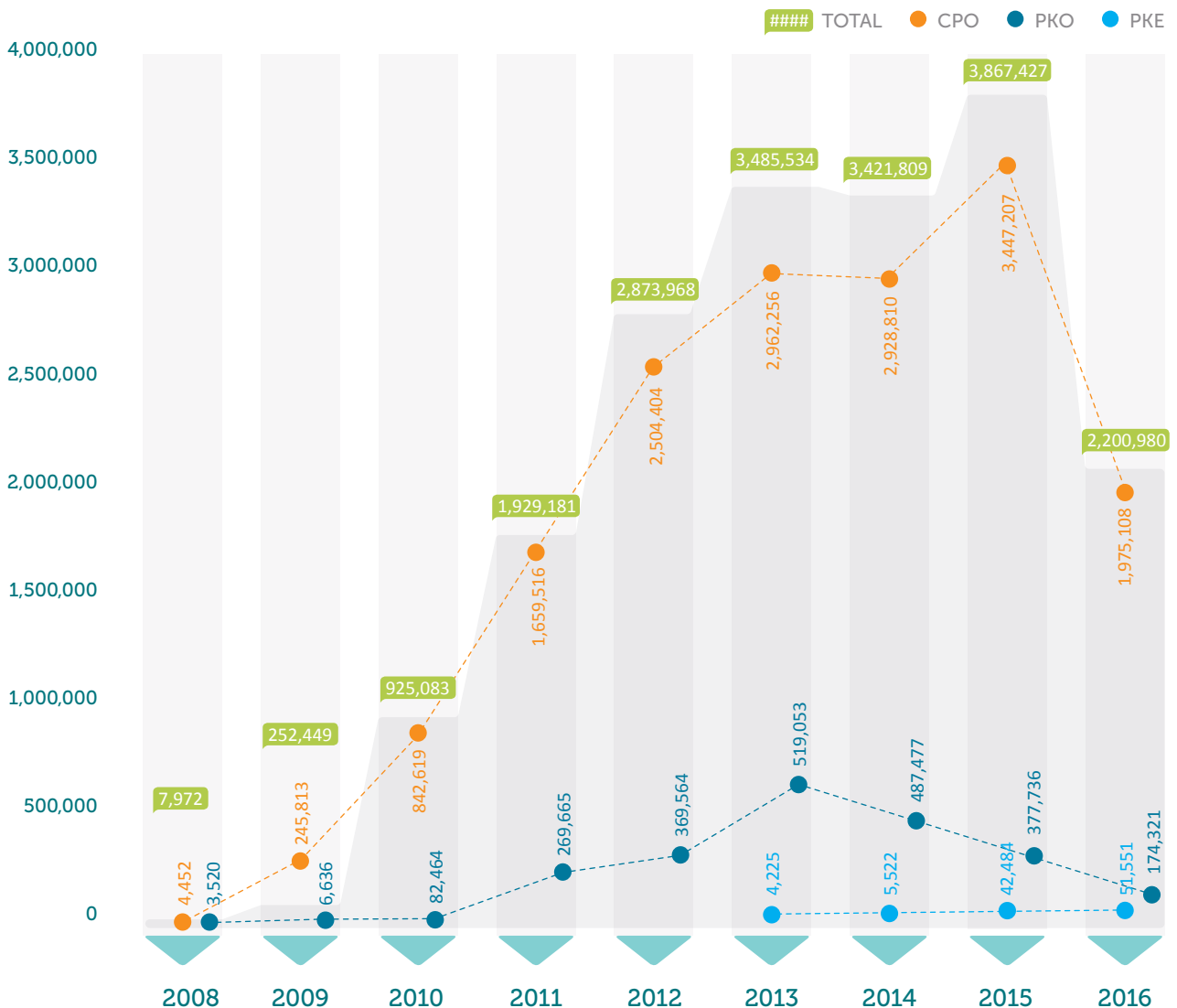
RSPO also allows Book and Claim (B&C) certificates to be bought retrospectively or speculatively. This means that allotting Book and Claim (B&C) certificates to one-year time periods will prove difficult in future for the purposes of reporting in the ACOP.

Effective from 31 December 2016, RSPO terminated the agreement with GreenPalm, which provided the trading platform for the Book and

The bar charts below show certified volumes supplied, using the B&C supply chain option, between 2008 and 2016.

6.1

GRAPH OF ANNUAL CERTIFICATE SALES, 2008 - 2016 (Number of Certificates)



These graphs (6.1-2) illustrate the number and the value of annual certificate sales between 2008 and 2016. Both the total sales in value (US\$) and certificates have decreased significantly since 2015, though the total sales in value began to decrease in 2015. Differences are noticeable between the trade of palm oil (PO) and palm kernel oil (PKO) certificates.

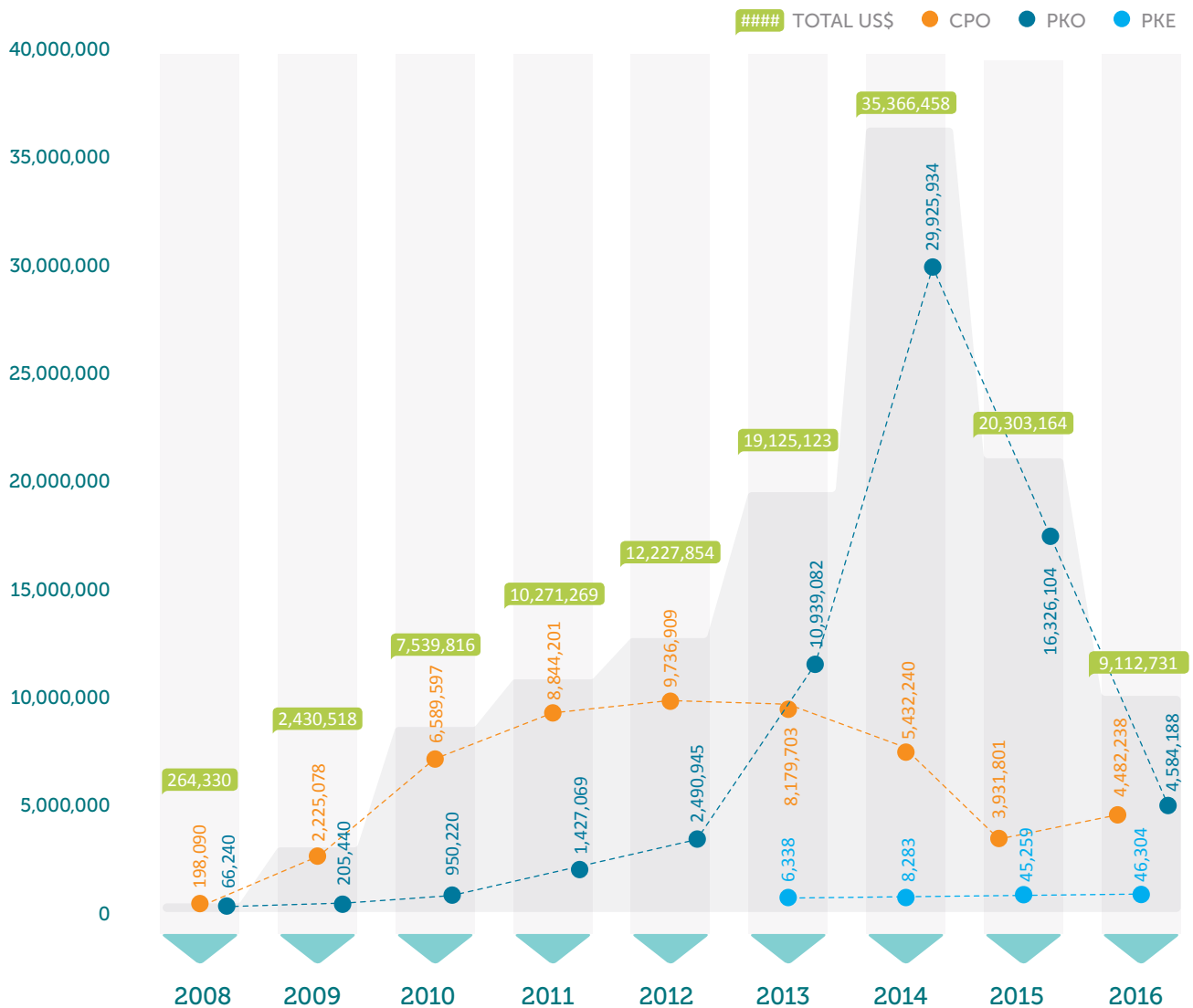
PKO certificate trading was introduced in 2010. While the numbers traded followed the same development as for PO, the value of traded PKO certificates developed rather differently. The data shows a strong growth in value traded from 2012 to 2014 when it totalled 29,925,934 US\$, and the value nearly halved in 2015. It has now dropped significantly to 4,584,188 US\$.

Certificate trade for CSPO started in 2010. After a number of years of impressive growth, the number of certificates sold peaked in 2015 at 3,447,207, though the value of sales had already peaked in 2012 at 9,736,909 US\$. The number of certificates sold has reduced greatly to 1,975,108, or by 43%.

Palm kernel expeller (PKE) certificates (frequently used by the feed industry) were introduced in 2013, and trade volumes have been very modest: they do not appear in the graph with volume of certificates sold, and are only just visible in the graph for value of certificates sold in 2015 and 2016.

6.2

GRAPH OF ANNUAL CERTIFICATE SALES, 2008 - 2016 (Value US\$)



The average premium for CSPO certificates has decreased steadily since their introduction in 2008. The average premium paid for PKO has varied over the years: it went down between 2008 and 2011, rose again strongly since 2012,

and seems now to be over a peak in 2014. CPO decreased steadily until 2016, when it increased from 1.14 US\$ in 2015 to 2.27 US\$ in 2016 (6.3).

6.3

AVERAGE OF ANNUAL CERTIFICATE SALES, 2008 - 2016 (Value US\$, Number of Certificates)

	2008	2009	2010	2011	2012	2013	2014	2015	2016	AVERAGE
CPO	44.49	9.05	7.82	5.33	3.89	2.76	1.85	1.14	2.27	2.99
PKO	18.82	30.96	11.52	5.29	6.74	21.08	61.39	43.22	26.30	29.22
PKE	-	-	-	-	-	1.50	1.50	1.07	0.90	1.02
AVERAGE	33.16	9.63	8.15	5.32	4.25	5.49	10.34	5.25	4.14	6.15



7. Total Market Uptake

All stakeholders up and down the value chain have important roles to play in reducing the net environmental and social impact of the palm oil industry. Here we summarise some of the key contributions these stakeholder groups made to the sustainable consumption of CSPO.

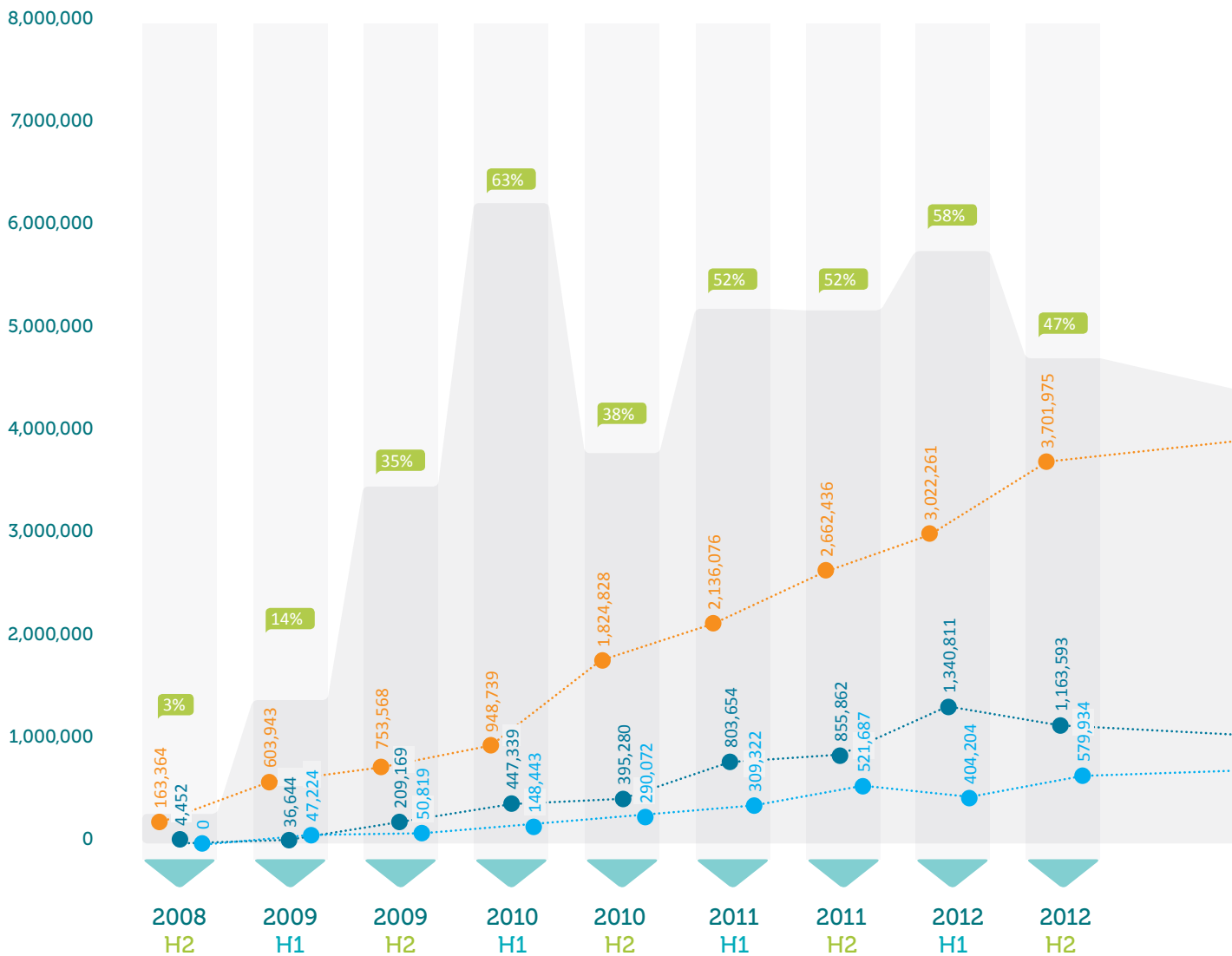
Market uptake of CSPO has slightly decreased since 2015. Based on the current methodology, market uptake is calculated at 46.7% for 2016, down from 51% in 2015.

The total sales of CSPO show an impressive growth overall (7.1): total sales grew from 4,452 MT in 2008 to 5.63 million MT in 2016. This accounts for around an increase of one 1 MT every year

7.1

CSPO SALES, SUPPLY (MT) & MARKET UPTAKE (% , half-yearly)

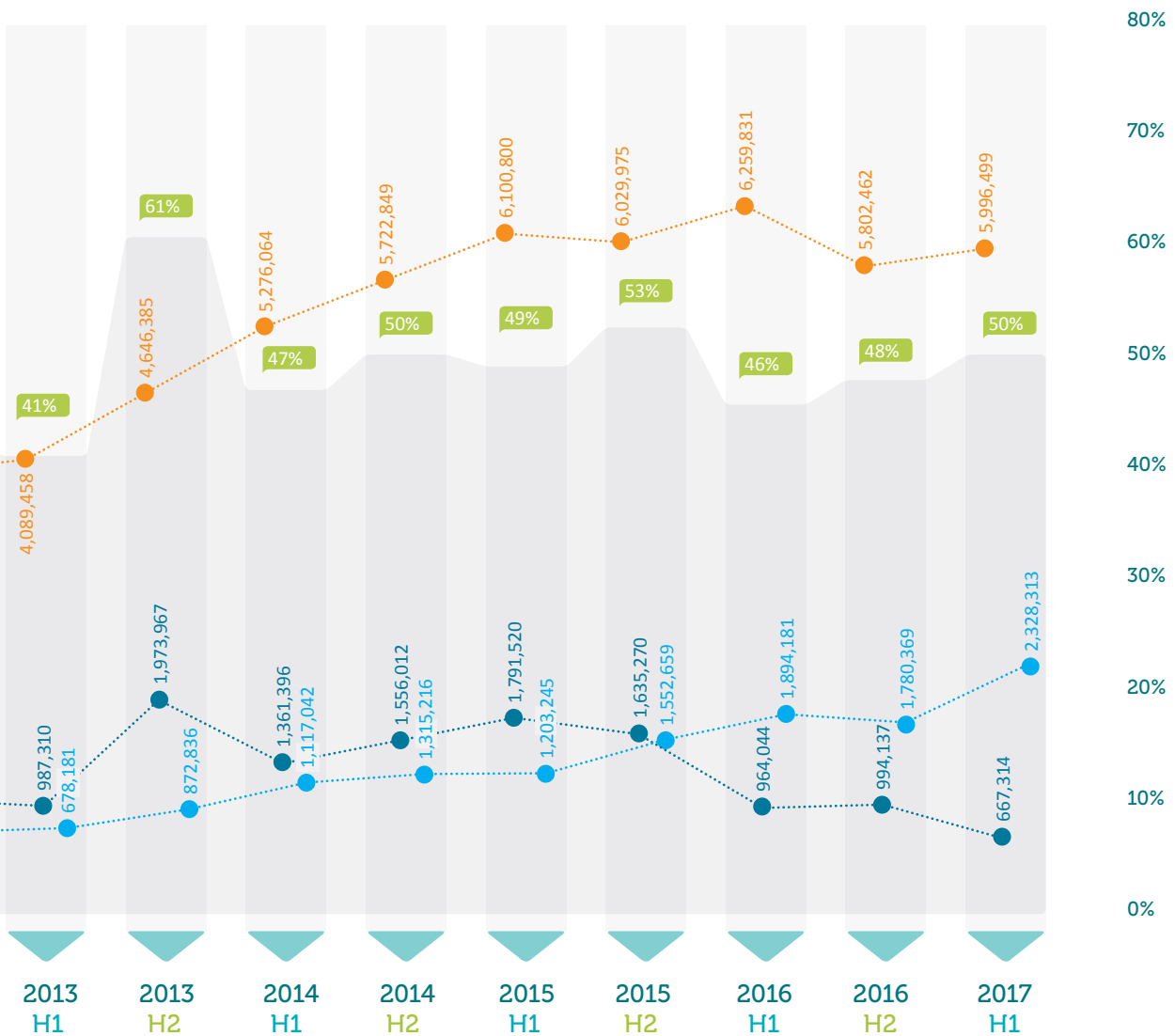
Uptake (%) ● Supply (MT) ● Book & Claim sales ● Segregated/Mass Balance sales



since 2010, until 2015. In 2016, total CSPO sales volume dropped from a peak of 6.18 million MT in 2015.

Interestingly, total sales of physical volumes through the Segregated and Mass Balance supply chain models have grown steadily between 2008 and 2016, while the volumes sold through the B&C system dropped between 2015 and 2016, indicating a shift towards physical supply chain models. From 2008 to 2016, sales of physical volumes have increased from 29% to 65% of the total certified sales. Sales through the B&C model account for 35% in 2016.

The data for market uptake of CSPO is based on the market data, not ACOP data

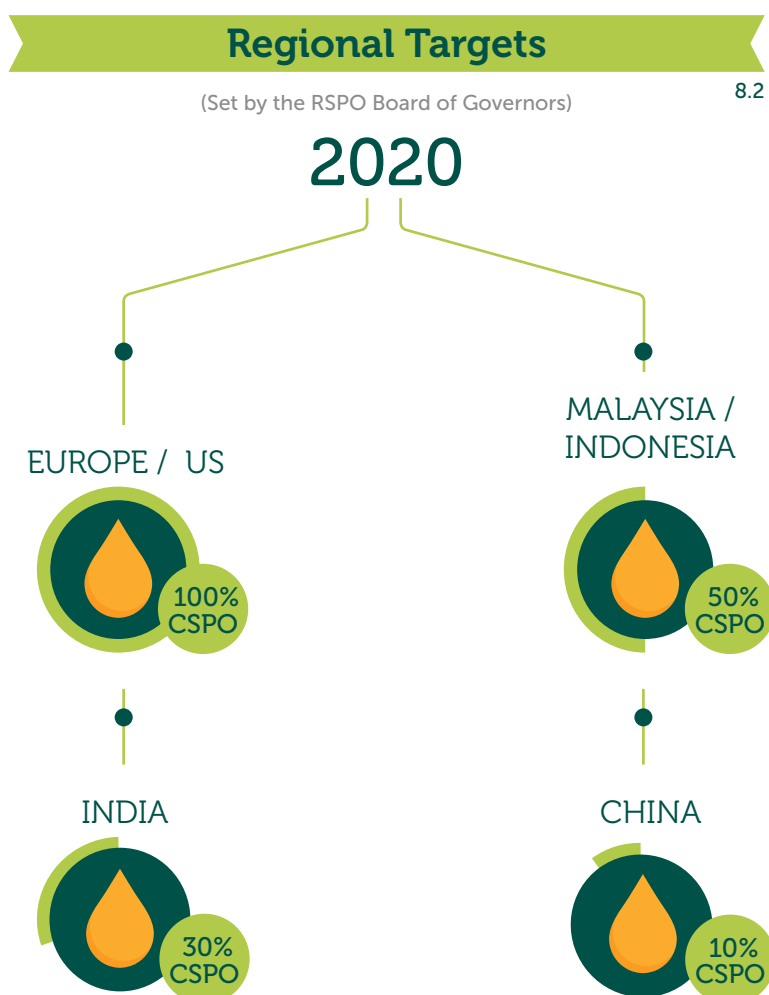


8. Regional Market Uptake

REGIONAL TARGETS

To be able to allocate resources most effectively, RSPO has developed a regional approach, based on targets set for each region. These regional targets have been set by the RSPO Board of Governors as follows:

- Europe and US will achieve 100% CSPO by 2020.
- Malaysia and Indonesia will both achieve 50% CSPO by 2020.
- India will achieve 30% CSPO by 2020.
- China will achieve 10% CSPO by 2020.
- No target has yet been set for CSPO sales in the rest of the world.



While the market uptake of CSPO on a global scale is progressing steadily, we observed significant differences among regions. As reflected also in the membership numbers by region (8.1), Europe has been much more active than other regions.

The graph below indicates the number of CGM members reporting sales of CSPO as a share of their total sales in a certain region in 2015 – that

is, how much of the total volume of palm oil they sold was sustainable, and how different regions compare in terms of such share of CSPO in their total sales. The chart shows that most CSPO is sold in Europe and that most CGM members selling CSPO in Europe sell less than 24% of the total sales. India does not appear on the graph because no Indian companies submitted data on this question; only one Chinese company did.

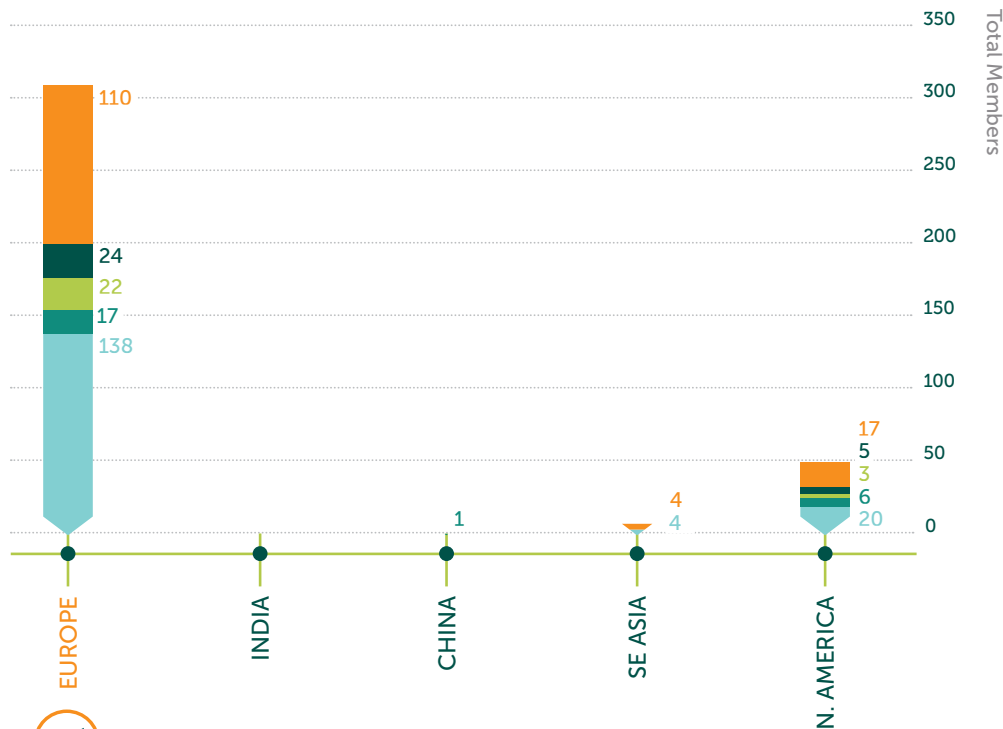
8.1



NUMBER OF CONSUMER GOODS MANUFACTURER MEMBERS PER CSPO VOLUME (By Region in 2016)

Uptake (%):

0-24 50-74 100 25-49 75-99



- Most CSPO sold
- Most members selling CSPO in Europe sell less than 24% of total sales.

9. Grower Markets

**Figures are indicative and only reflect data from members' voluntary ACOP submissions. Geography reflects the member organisations' country of registration.*

MALAYSIA

The number of management units (9.1.1) in Malaysia has decreased slightly between 2015 and 2016 by 6%. There has been a 26% decrease of management units that are certified. However, an additional 6 Malaysian members have submitted data this year, compared to 2015 and 2014, when figures were fairly constant.

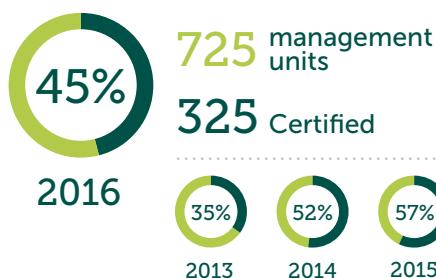
While there has been a slight increase (6%) in the total plantation area (9.1.2) reported by members, there is also a significant decrease in the overall area certified.

This trend is likely to be a result of reporting error rather than a decrease in certification in 2015. While there were 6 more members reporting in 2016 compared to previous years, 6 companies were removed from the dataset due to errors.

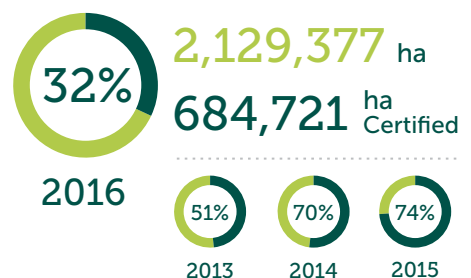
There were two new planting procedure notifications (9.1.3) in Malaysia in 2016. This is a decrease from 2015, when 6 notifications were submitted.

MALAYSIA 9.1

1. MEMBER MANAGEMENT UNITS / ESTATES



2. PLANTATION AREA



While previous ACOPs have reported total palm oil production, from 2016 it was decided to report on Fresh Fruit Bunches (FFB) production. (9.1.4, 9.2.4, 9.3.4). This may be of greater use to readers, as it gives an indication of ‘baseline’ production (before processing efficiency, which could alter results).

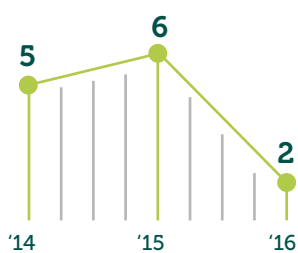
It is important to remember that these figures represent a company’s registered headquarter location. So, while Malaysia and the RoW data initially implies a higher

level of FFB production than Indonesia, this may not be the case in reality. While 22% of the RoW FFB production is certified, only 3% of Indonesian and 1% of Malaysian is reported as such.

This is a surprising result, and may be to do with how the question is presented to growers in the questionnaire. Because the 2016 questionnaire does not allow the breakdown of production between two countries, the total tonnage has been recorded under the headquarter location.



3. NEW PLANTING PROCEDURE



4. FRESH FRUIT BUNCH PRODUCTION



11,643,456 (Total)
94,582 Certified

INDONESIA

While the number of management units (9.2.1) has increased significantly this year (by 35%), the percentage of those certified has remained the same (45%).

Some larger companies operating in Indonesia (which are likely to be 100% certified) may have been excluded from the Indonesian figures, and included within the Malaysian section above, as the

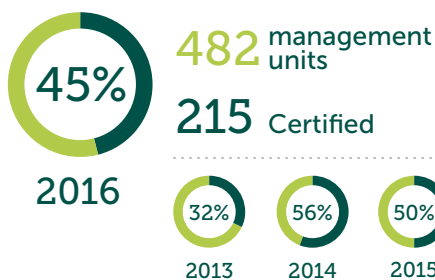
questionnaire did not allow companies to split out their operations by country. Some companies reported no certified management units.

Plantation area (9.2.2) has increased significantly between 2015 and 2016 (even when accounting for the removal of companies that are headquartered in Malaysia). The proportion of certified

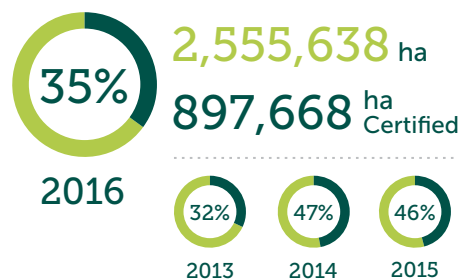


INDONESIA 9.2

1. MEMBER MANAGEMENT UNITS / ESTATES



2. PLANTATION AREA

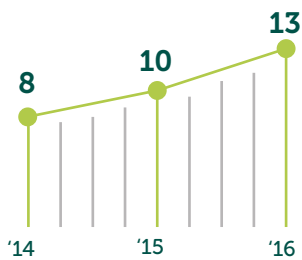


hectares has decreased by approximately 10%, though again it should be noted that several larger, transnational companies that are likely to be 100% certified were not included in the analysis as all their operations were assigned to Malaysia. 10 companies reported no certified hectares (or management units).

In 2016, there was an increase in new planting procedures (9.2.3). 13 notifications were made.



3. NEW PLANTING PROCEDURE



4. FRESH FRUIT BUNCH PRODUCTION

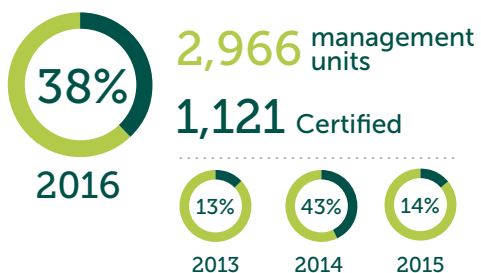


11,643,456 (Total)
94,582 Certified

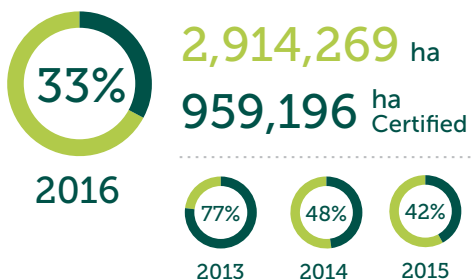
9.3

REST OF THE WORLD

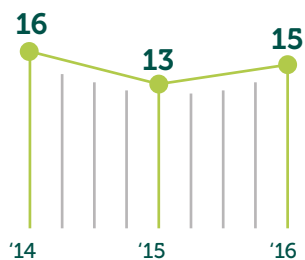
1. MEMBER MANAGEMENT UNITS / ESTATES



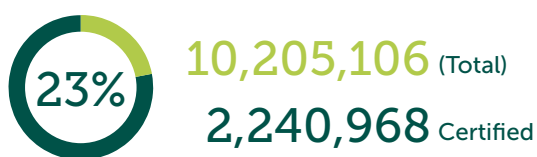
2. PLANTATION AREA



3. NEW PLANTING PROCEDURE



4. FRESH FRUIT BUNCH PRODUCTION





REST OF THE WORLD

The number of management units (9.3.1) across the rest of the world has increased by 1,719 units, or 58%. The number of certified management units has also increased significantly, making the percentage of certified units 38% of the total.

The plantation area (9.3.2) outside of Indonesia and Malaysia has increased

significantly, but the portion of this area that is certified has only somewhat increased to make 33% of the total plantation area.

In 2016, there were 15 notifications of new planting procedures (9.3.3) submitted from members outside of Indonesia and Malaysia. This is a slight increase from 2015, in which 13 notifications were made.

10. Demand Markets

**Figures are indicative and only reflect data from members' voluntary ACOP submissions. Geography reflects the members organisations' country of registration.*

REST OF THE WORLD

Total palm oil and CSPO usage have both increased, though CSPO usage remains a small proportion of total palm oil usage. When reviewing time bound plans, 2020 is the most common target year, while many others have selected 2025 and 2030. (10.1)

10.1

REST OF THE WORLD

SUBMITTERS



293 members
have submitted
their ACOP report



43,639,876 MT
palm oil usage
& derivatives



7,205,941 MT
current CSPO usage
& derivatives

10.2

EUROPE

SUBMITTERS



481 members
have submitted
their ACOP report



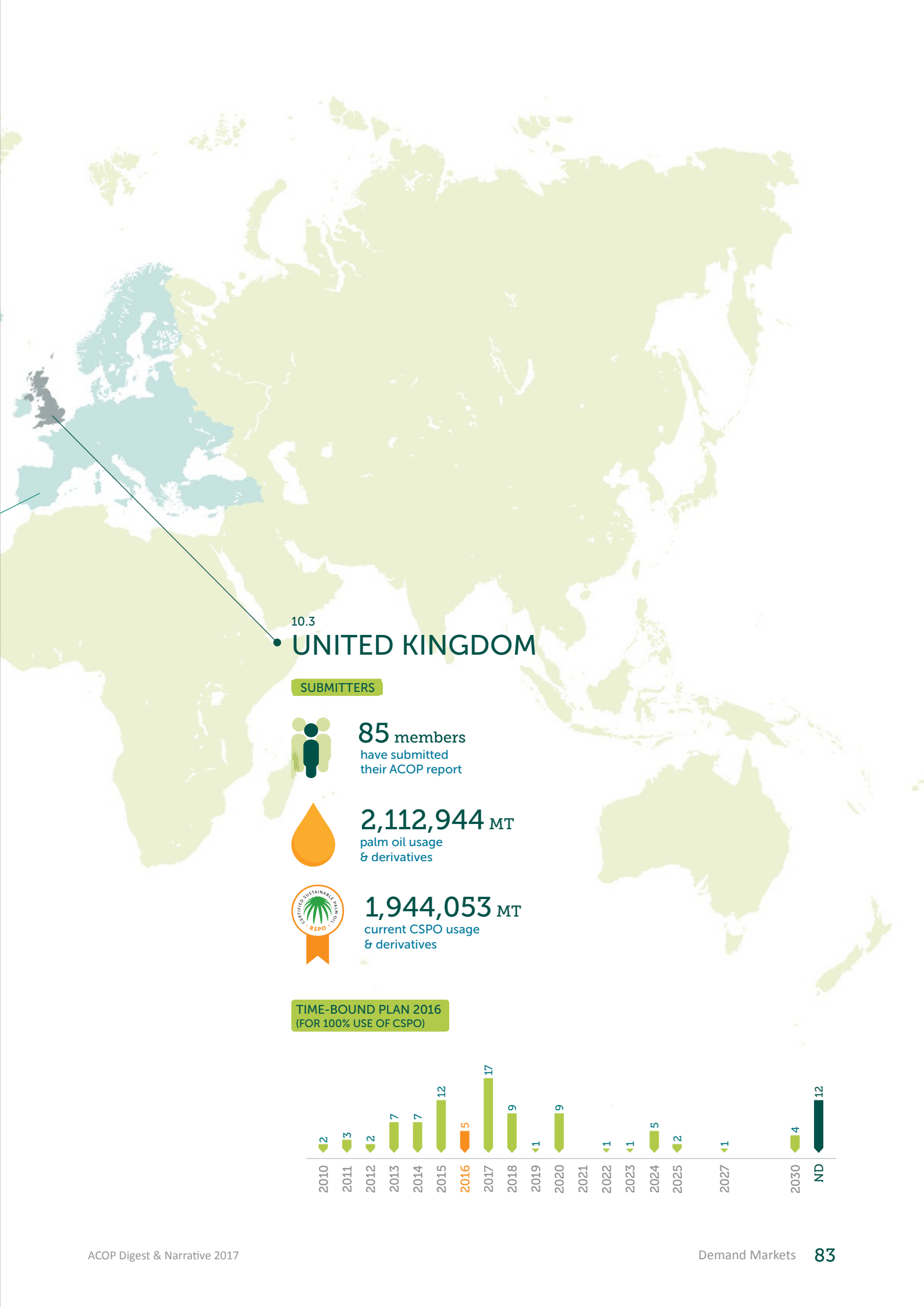
37,056,934 MT
palm oil usage
& derivatives



17,566,968 MT
current CSPO usage
& derivatives

EUROPE

The growth in RSPO members may be a result of the pledge that several European countries made to use 100% CSPO within the public sector by 2015. Evidence of this can be seen in the significant increase in CSPO, and as well as within Europe's time bound plans, with many companies setting 2015 and 2020 as target years for 100% CSPO use. (10.2)



10.3
• **UNITED KINGDOM**

SUBMITTERS



85 members
have submitted
their ACOP report

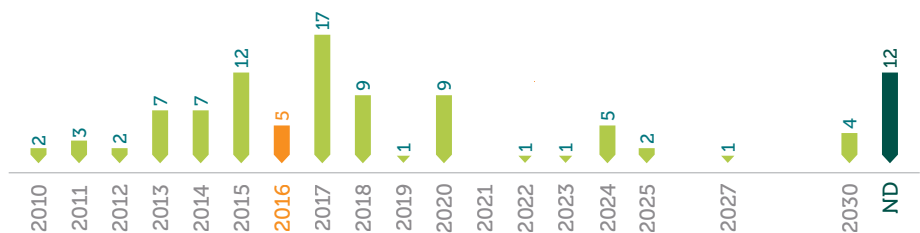


2,112,944 MT
palm oil usage
& derivatives



1,944,053 MT
current CSPO usage
& derivatives

**TIME-BOUND PLAN 2016
(FOR 100% USE OF CSPO)**



10.4

NETHERLANDS

SUBMITTERS



53 members
have submitted
their ACOP report

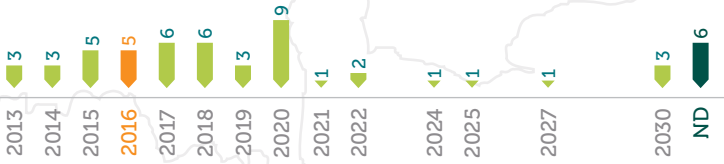


7,969,075 MT
palm oil usage
& derivatives



5,041,732 MT
current CSPO usage
& derivatives

TIME-BOUND PLAN 2016 (FOR 100% USE OF CSPO)



10.5

BELGIUM

SUBMITTERS



28 members
have submitted
their ACOP report

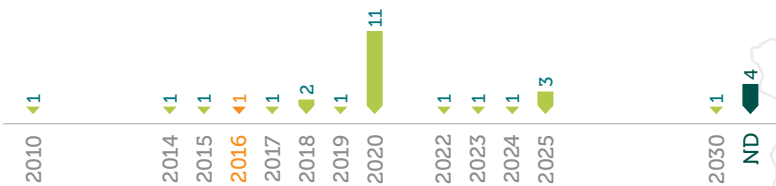


1,299,870 MT
palm oil usage
& derivatives



301,197 MT
current CSPO usage
& derivatives

TIME-BOUND PLAN 2016 (FOR 100% USE OF CSPO)



10.6

GERMANY

SUBMITTERS



119 members
have submitted
their ACOP report

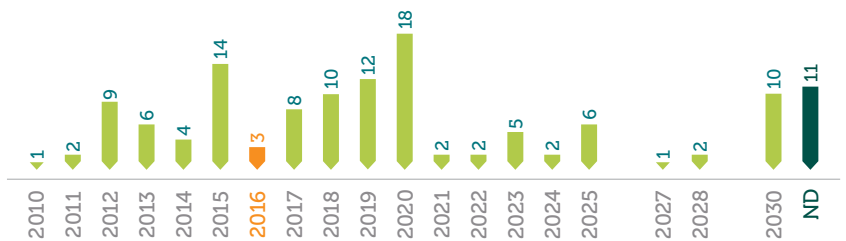


6,961,814 MT
palm oil usage
& derivatives



4,259,957 MT
current CSPO usage
& derivatives

TIME-BOUND PLAN 2016 (FOR 100% USE OF CSPO)



10.7

FRANCE

SUBMITTERS



38 members
have submitted
their ACOP report

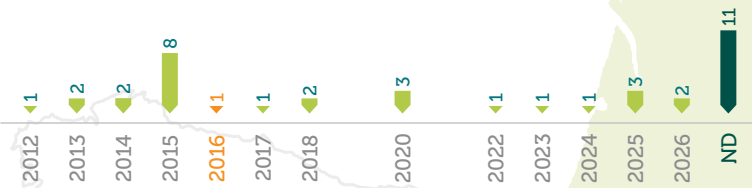


249,258 MT
palm oil usage
& derivatives



182,015 MT
current CSPO usage
& derivatives

TIME-BOUND PLAN 2016 (FOR 100% USE OF CSPO)



10.8

SWITZERLAND

SUBMITTERS



22 members
have submitted
their ACOP report



1,585,742 MT
palm oil usage
& derivatives



662,255 MT
current CSPO usage
& derivatives

TIME-BOUND PLAN 2016 (FOR 100% USE OF CSPO)



10.9

ITALY

SUBMITTERS



26 members
have submitted
their ACOP report

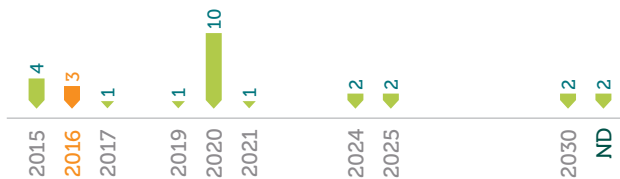


2,311,042 MT
palm oil usage
& derivatives



1,577,277 MT
current CSPO usage
& derivatives

TIME-BOUND PLAN 2016 (FOR 100% USE OF CSPO)



10.10

NORWAY

SUBMITTERS



2 members
have submitted
their ACOP report



69,313 MT
palm oil usage
& derivatives



10,225 MT
current CSPO usage
& derivatives

TIME-BOUND PLAN 2016 (FOR 100% USE OF CSPO)



NORWAY

2015 is the first year Norway is included in the ACOP. 1 member submitted a time-bound plan, aiming for 2017 100% RSPO CSPO certification (10.10).

10.11

DENMARK

SUBMITTERS



10 members
have submitted
their ACOP report




68,713 MT
palm oil usage
& derivatives



47,454 MT
current CSPO usage &
derivatives

TIME-BOUND PLAN 2016 (FOR 100% USE OF CSPO)



SWEDEN 10.12

SUBMITTERS



12 members
have submitted
their ACOP report



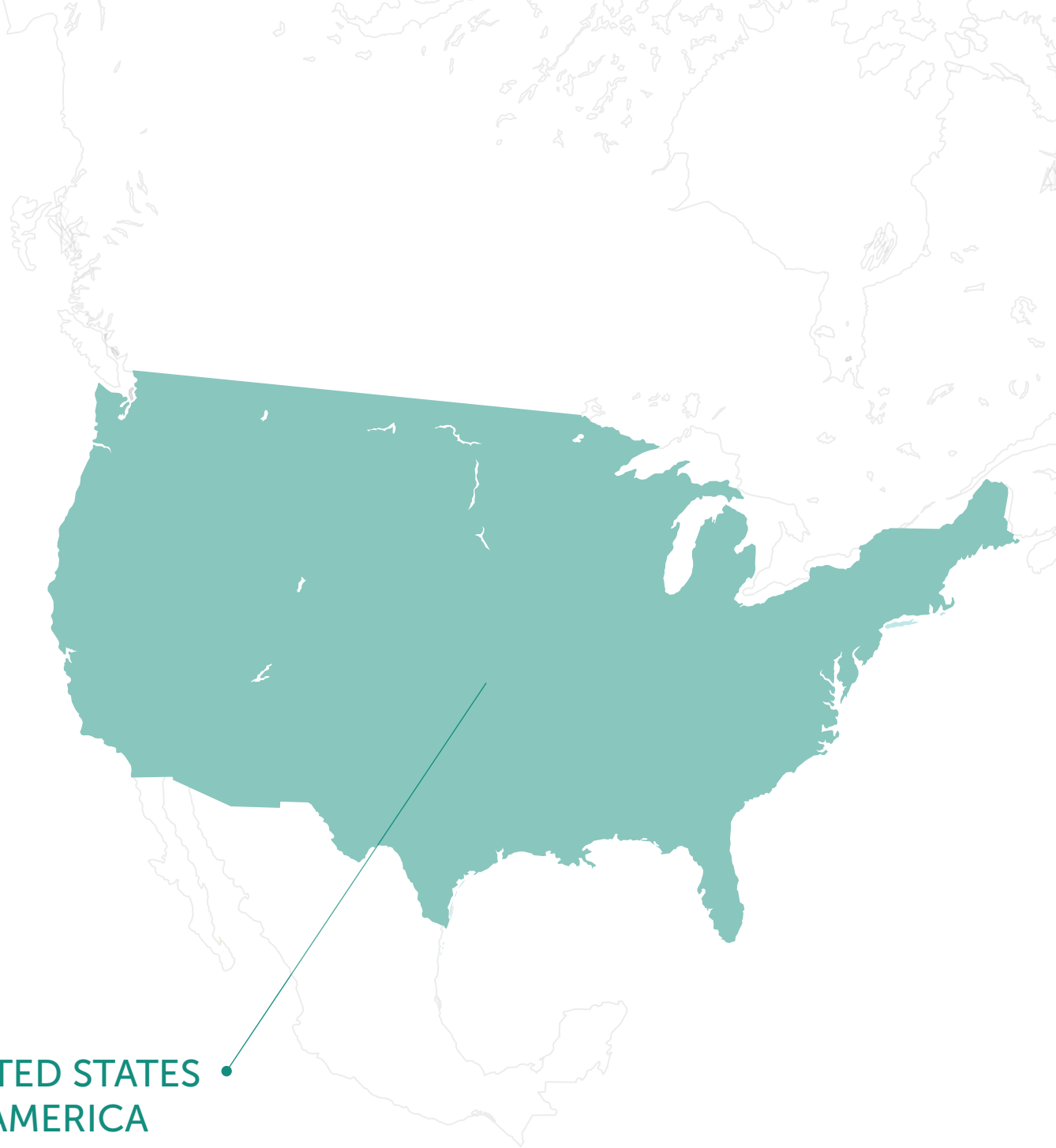
1,086,794 MT
palm oil usage
& derivatives



380,779 MT
current CSPO usage &
derivatives

TIME-BOUND PLAN 2016 (FOR 100% USE OF CSPO)





10.13

UNITED STATES OF AMERICA

SUBMITTERS



70 members
have submitted
their ACOP report

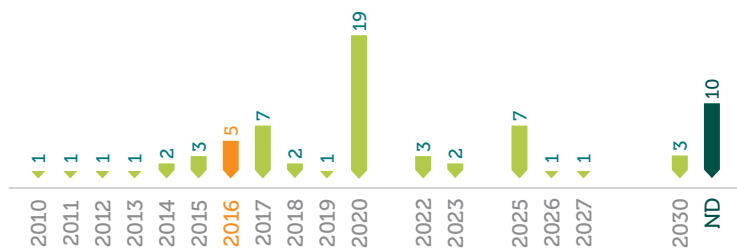


3,394,268 MT
palm oil usage
& derivatives



2,263,353 MT
current CSPO usage
& derivatives

TIME-BOUND PLAN 2016 (FOR 100% USE OF CSPO)





10.14

INDIA

SUBMITTERS



6 members
have submitted
their ACOP report



198,846 MT
palm oil usage
& derivatives



38,687 MT
current CSPO usage
& derivatives

TIME-BOUND PLAN 2016 (FOR 100% USE OF CSPO)

2018	1	2019	1	2023	2	ND	1
------	---	------	---	------	---	----	---

10.15

CHINA

SUBMITTERS



6 members
have submitted
their ACOP report



321,707 MT
palm oil usage
& derivatives



10,162 MT
current CSPO usage
& derivatives

TIME-BOUND PLAN 2016 (FOR 100% USE OF CSPO)



10.16

AUSTRALIA

SUBMITTERS



16 members
have submitted
their ACOP report



53,044 MT
palm oil usage
& derivatives



36,756 MT
current CSPO usage
& derivatives

TIME-BOUND PLAN 2016 (FOR 100% USE OF CSPO)



11. Time-Bound Plans

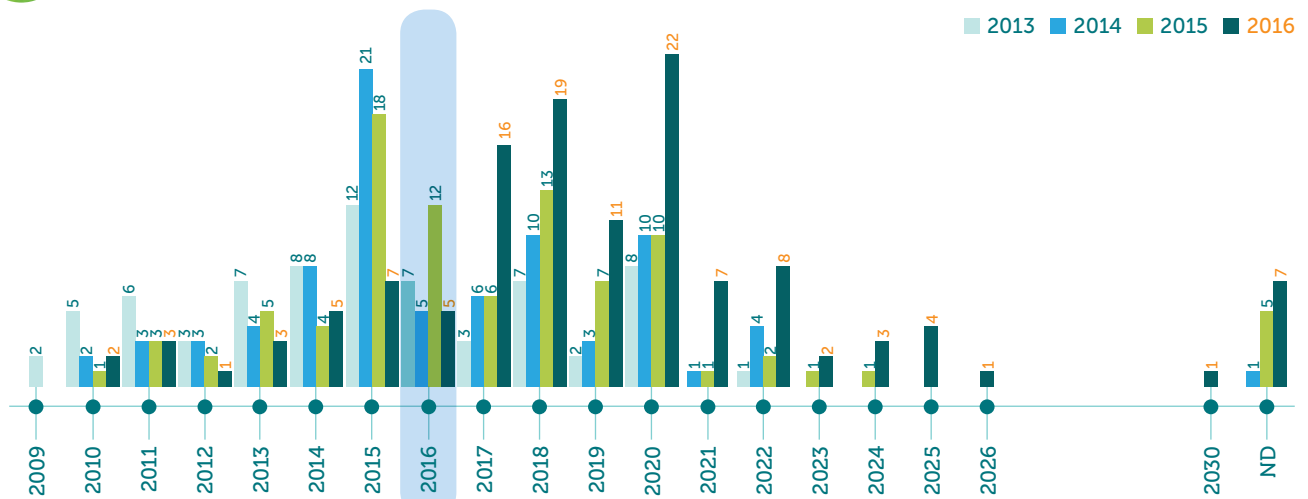
An analysis has been made for the Time-Bound Plans of downstream members, as they have been published in the members' ACOP reports towards 100% CSPO. The overall conclusion is that no top-level "improvement" can be reported, insofar as some members are again pushing back their commitment. It appears that numerous changes have been made to push back the target year when members expect to reach (the trace, sale or use of) 100% CSPO, across all categories. For growers, processors and traders, and consumer goods manufacturers, the target year that has been named most frequently in 2016 is 2020. 2015 remains the most frequently named target year for retailers in 2016, indicating that retailers may be performing well in meeting targets.

When drawing conclusions based on comparisons between years, please note that the members submitting ACOP reports are not necessarily the same members as last year. It is possible, however, to spot high-level trends.

11.1



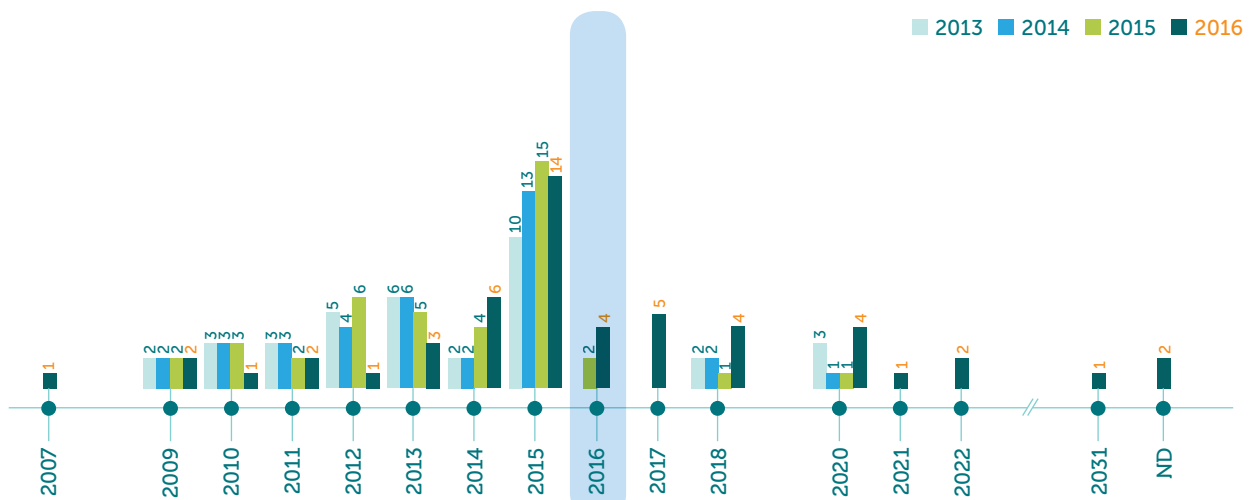
PALM OIL GROWERS



11.2



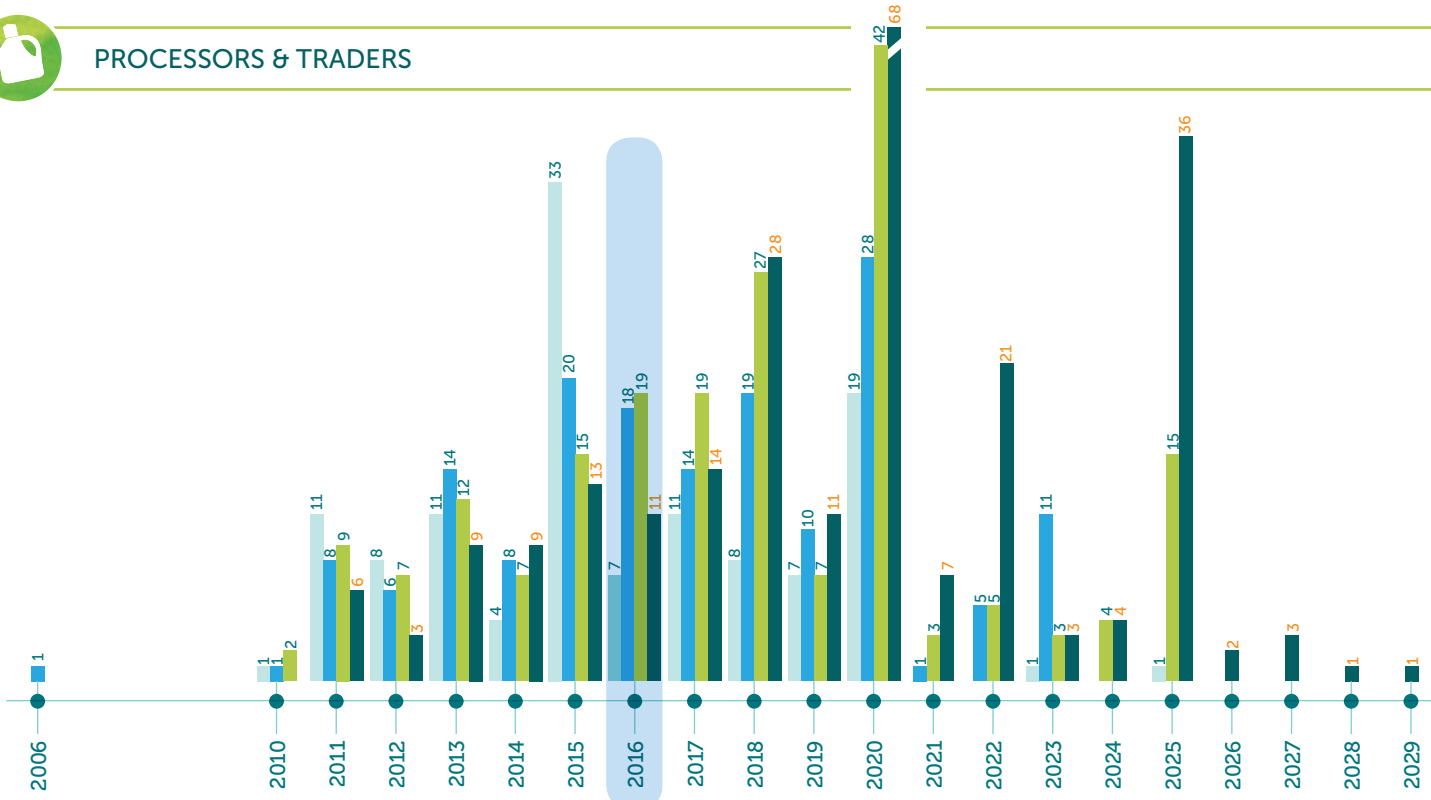
RETAILERS



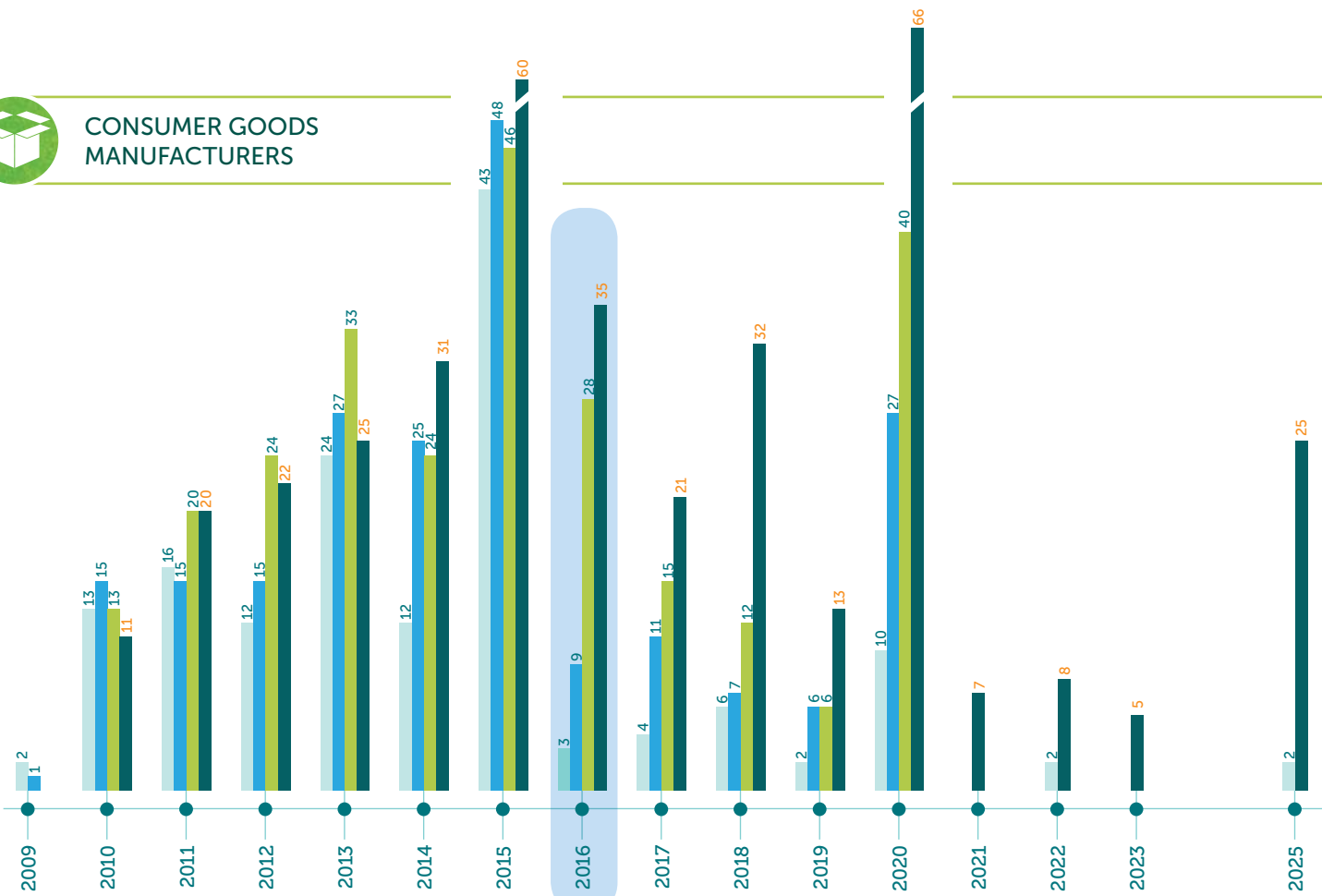





PROCESSORS & TRADERS



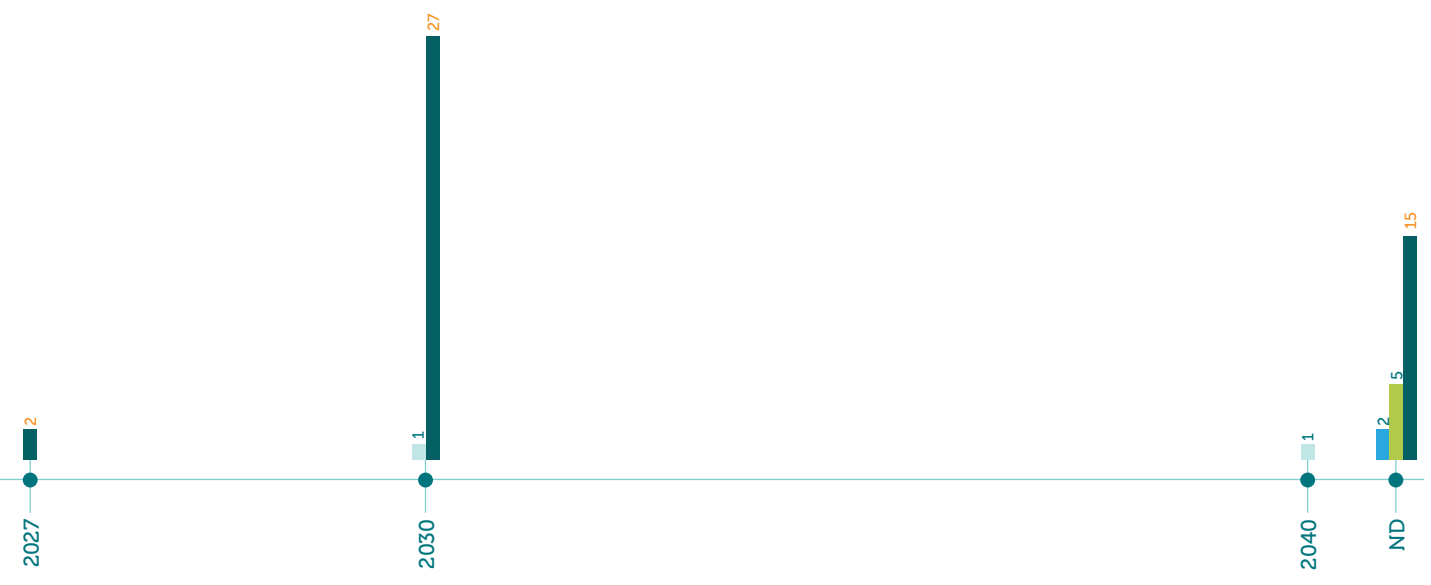
CONSUMER GOODS MANUFACTURERS



2013 2014 2015 2016



2013 2014 2015 2016

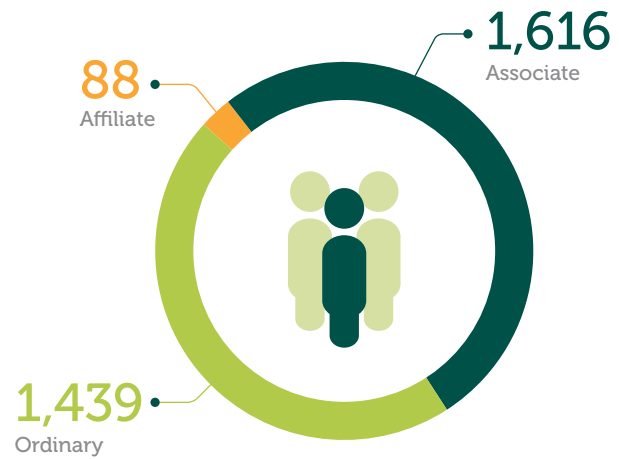


12. Membership Development

The membership of RSPO had grown to 3,143 members in 2016. While ordinary members represented the largest category, supply chain associate members continue to be more in numbers compared to ordinary members (1,616 members) (12.1). Europe has contributed the most new members by far.

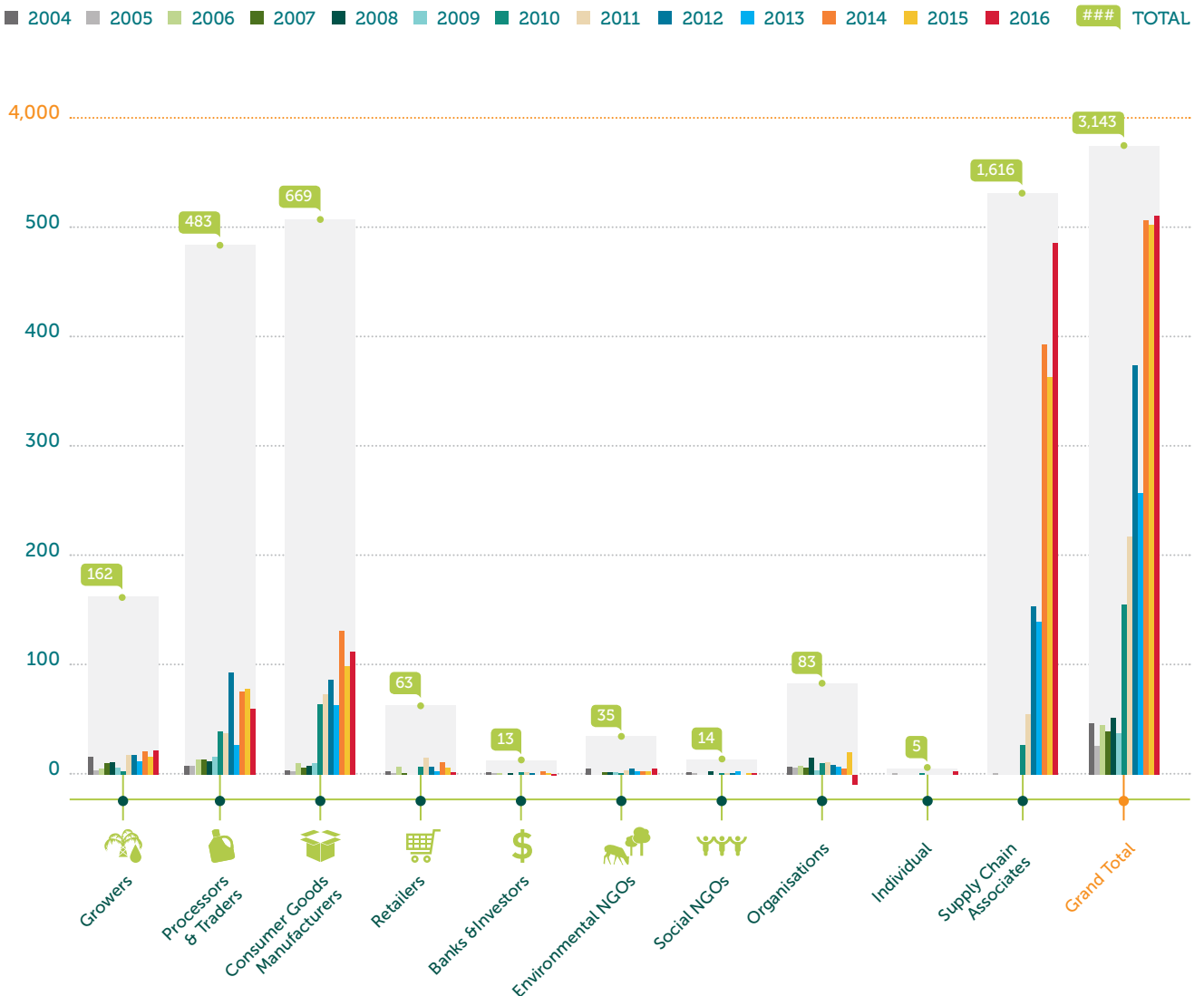
The growth in membership numbers seems to largely indicate a shift down the supply chain – from considerable growth in new processor and trader members between 2008 and 2011, and more new members from the CGM group between 2011 and 2014, to most growth seen in supply chain associates from 2013 through 2015. This trend continues in 2016 (12.2).

12.1
NUMBER OF MEMBERS (2016)



12.2

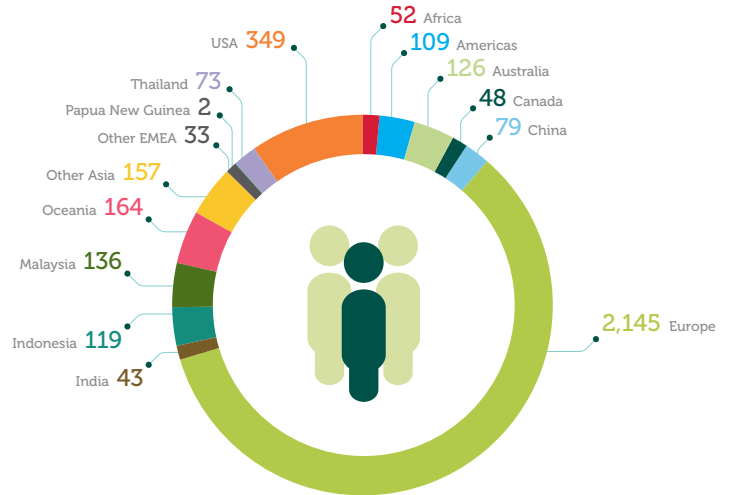
GROWTH IN MEMBERSHIP (By Category)



Supply chain associates represented 41% of new members joining in 2012, and 62% of new members joining in 2015. In 2016, they increased slightly to represent 73% of new membership. When looking at ordinary members, the CGM sector had the largest increase at 17%, as compared to 17% in 2015 and 20% in 2014 (12.2).

By August 2017, the membership grew to 3,514 members with 1,582 ordinary members and 1,834 supply chain associates. Most ordinary members were registered in Europe (779), with the USA second (180) and Indonesia (101) third. The pie graph here shows all membership categories. If supply chain associates and affiliate members are included, the size of European membership becomes even clearer, illustrating the vast number of downstream buyers of CSPO.

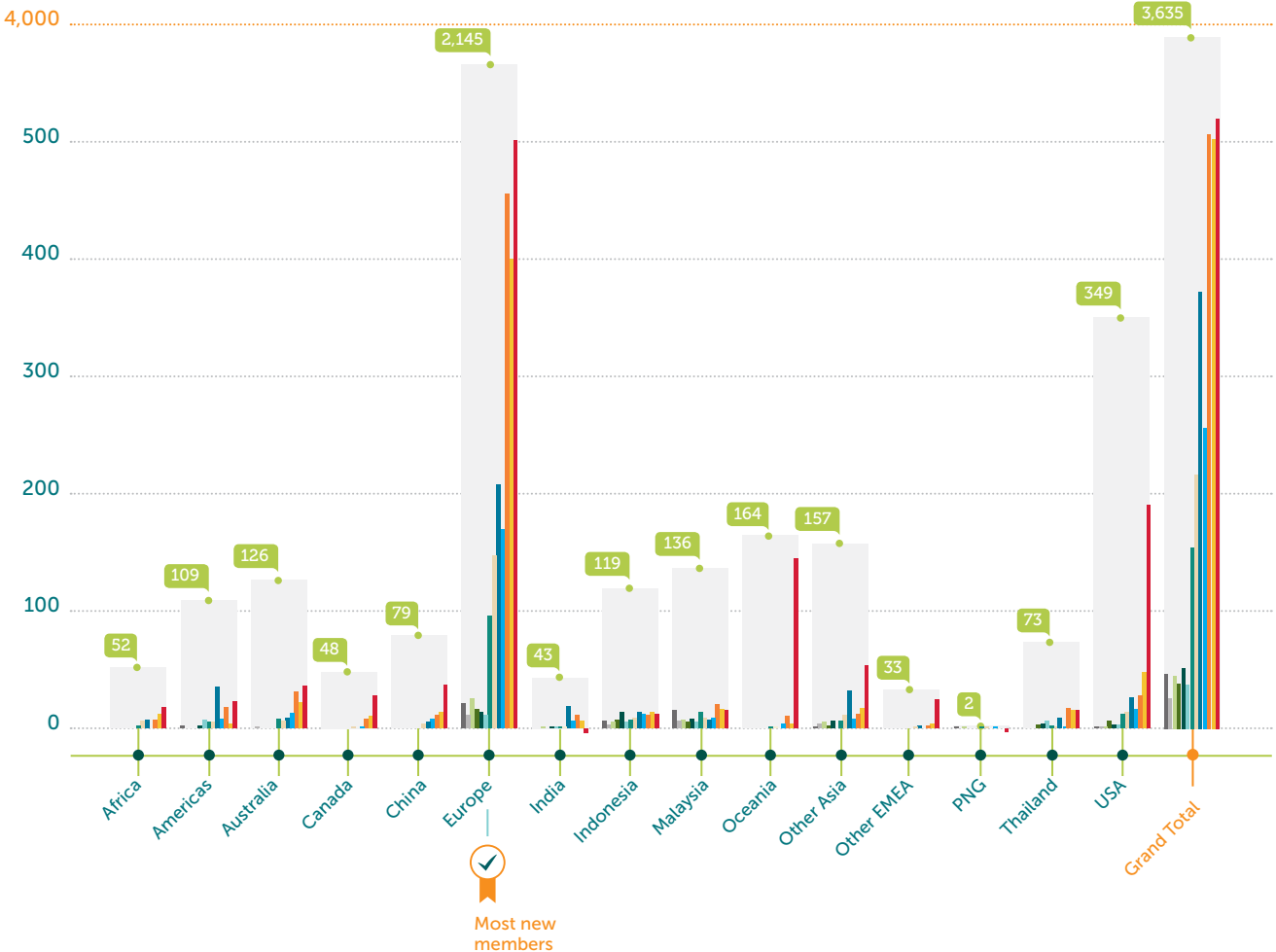
12.3 MEMBERSHIP BY COUNTRY AND REGION (AUG 2017)



12.4

GROWTH IN MEMBERSHIP (by Country and Region)

Legend: 2004, 2005, 2006, 2007, 2008, 2009, 2010, 2011, 2012, 2013, 2014, 2015, 2016, ### TOTAL



13. Strategic Outlook

The RSPO continues to grow its membership, with 3514 members in 2016. Engagement levels remain similar to 2015, as 68% of those required to submit to ACOP submitted. RSPO certified areas and annual CSPO production have also continued to increase, though at a significantly lower rate than between 2008 - 2014. Group certification for smallholders remains low in Indonesia and Malaysia, demonstrating the challenge of certifying smallholders. Total market uptake of CSPO has decreased slightly in 2016.

B&C certificate sales dropped by 43% between 2015 and 2016, indicating a shift to physical supply chain models, and perhaps pre-empting the 2017 changeover from GreenPalm to the PalmTrace platform. As demand for CSPO keeps growing in markets, more and more physical volumes become available. The decrease in the average premium

for CSPO certificates between 2008 and 2015 shows that buyers are shifting from certificates to physical volumes.

This analysis looks at the market uptake against regional targets. For 2020, the aim is for Europe to achieve 100% CSPO, Malaysia and Indonesia both 50%, India 30% and China 10%. If commitments from ACOP are fully implemented, most regions will be progressing well towards the 2020 targets. Europe is ahead of the other regions, and CGM and Retailers are predicted to reach 98% in 2020.

Changes in Time-Bound Plans suggest that members are experiencing challenges in fulfilling their early commitment. There is a need to better understand the reasons behind these changes and work with members to facilitate market uptake.

NOTE TO READERS

On the difference between Annual Production Capacity, Supply, and Sales: Annual Production Capacity is the annualized volume (MT) of CSPO or CSPK a producer is capable of producing from its RSPO-certified sites. Supply of certified palm oil is calculated by multiplying daily production capacity (MT) of certified sites by the number of days the sites operate. Sales of certified palm oil is the volume of certified palm oil sold to the first buyer in the chain after the palm oil mill.

In the Book & Claim (B&C) supply chain model, the producer of the CSPO receives a premium for working responsibly, equal to the price of a Greenpalm certificate.

As this analysis is based on data from submitted ACOPs, there are limitations to its representation of membership performance.

- The ACOP questionnaire is a dynamic form that will evolve in due course according to several factors, ie. market activities, demands etc. that will be decided and endorsed by the Board of Governance. Leading to this, the reports that we produced based on the ACOP submissions will have gaps in terms of its data availability.
- The contents of the ACOP questionnaire and reports were changed in 2012, so not all data is available over the full 2008-2014 period.
- The membership numbers are based on the registration year of the new members. The totals are a sum of all new members, but do not show members leaving. Also, changes in companies may have occurred over the years, for instance in membership structure, ownership structure, or as a result of takeovers or divestments.
- In recent years, we have experienced a rise in the number of estates (and corresponding production capacity) certified under RSPO and other schemes, such as ISCC. Although volumes produced by these double-certified production sources are counted as RSPO, the volumes sold under competing schemes are not. This has a downward effect on the market uptake numbers, even while the volumes are sold as sustainable. This effect cannot be quantified as long as ISCC does not publish sales volumes.

This publication may be reproduced in whole or in part and in any form for educational or non-profit purposes without special permission from the copyright holder, provided there is acknowledgement of the source.

No use of this publication may be made for resale or for any other commercial purpose whatsoever without express written consent from the Roundtable on Sustainable Palm Oil (RSPO).

We strive to ensure that all member information is accurate and up-to-date. However, member data is subject to change from time to time. Hence, we cannot always guarantee the accuracy of all information. We take no responsibility or liability, so far as legally possible, for any damages, including, but not limited to, the following:

- Indirect or consequential damages
- Damages for loss of opportunity or chance
- Any damages arising from use or loss of use, data, or profits, whether in action of contract, negligence, or other tortious action, arising out of, or in connection with, any information on the site or any other websites or the use thereof.

The RSPO is an international non-profit organisation formed in 2004 with the objective to promote the growth and use of sustainable oil palm products through credible global standards and engagement of stakeholders.

www.rspo.org



RSPO SECRETARIAT SDN BHD

Unit A-37-1, Level 37, Tower A,
Menara UOA Bangsar
No. 5 Jalan Bangsar Utama 1,
59000 Kuala Lumpur

T +603 2302 15 00

E acop@rspo.org

F +603 2302 1542

RSPO

Roundtable on Sustainable Palm Oil

